

ภาคผนวกที่ 4

ใบรับรองการสอบเทียบเครื่องมือ

Certificate of Calibration

Certificate No. : 68-200092-2

Page : 1 of 2

Submitted by : M E T Company Limited
36/659 Moo 6, T.Bangrakpattana, A.Bangbuatong, Nonthaburi 11110

Equipment : Electronic Balance
Manufacturer : AND Model : FX-2000i
Serial No. : 15639789 ID No. : MET-EB03/61
Capacity : 2200 g Resolution : 0.01 g

Environment : On site calibration was carried out at the Laboratory, M E T Company Limited
Ambient Temperature : (26.0 to 26.2) °C
Relative Humidity : (48.4 to 51.4) %
Air Pressure : 1012.0 mbar

Date of Received : 10 March 2025

Date of Calibration : 10 March 2025

Date of Issue : 11 March 2025

Calibrated by : Akaradath Thippichai

Calibration Method : In-house method CAL-M2001 based on UKAS Publication ref : LAB 14
Edition 7 - November 2022

Reference Standard Instruments : This certification is traceable to the International System of Units

Standard Weights

ID No.	Cert. No.	Due Date	Traceability
F181-F1821	67-210457-1	12 Jun 2025	National Institute of Metrology (Thailand), (NIMT)

Approved by :

(S)

Supervisor

The Uncertainties are for a confidence probability of approximately 95%

This certificate may not be reproduced other than in full except with the prior written approval of the Calibratech Co.,Ltd.



Certificate of Calibration

Certificate No. : 68-200092-2

Page : 2 of 2

Result of Calibration : After Adjustment

UUC Condition As-Received : Good

Departure of indication from nominal value

Nominal Value (g)	Correction (g)	Uncertainty \pm (g)	Error before Adjustment (g)
200	0.00	0.011	0.00
500	0.00	0.011	0.00
600	0.00	0.011	0.00
700	0.00	0.011	0.00
800	0.00	0.011	0.00
1000	0.01	0.011	0.00
1200	0.01	0.012	0.01
1500	0.01	0.012	0.02
2000	0.00	0.014	0.03
2200	0.00	0.023	0.06

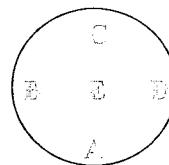
This result of calibration was found accurate as shown on date and place of calibration only.

This reported uncertainty of measurement was based on a standard uncertainty multiplied by a coverage factor $k = 2.00$, providing a level of confidence of approximately 95%

Eccentric error

Load test : 500 g

A	B	C	D	E	
0.00	-0.01	-0.01	0.00	0.00	g



Repeatability

Load test : 2000 g

Stdev. : 0.000 g

- o0o -



Envi Equipment Service Co., Ltd.

110/254 Moo 3, Tumbon Bang Rak Phatthana, Amphur Bang Bua Thong, Nonthaburi 11110

Tel. 098 362 9152, 089 478 7885

E-mail: sales@envi-ees.com

Certificate No.: E25-010028

Page.: 1 of 6

CERTIFICATE OF CALIBRATION

Customer : M E T COMPANY LIMITED

Address : 36/659 Moo 6, Bangrakpatthana, Bangbuathong, Nonthaburi 11110

Description of Equipment : Console meter

Manufacturer : CleanAir

Model Number : CAE Express

Serial Number : 28220-101800-1

ID./Control No. : -

Environment Conditions : Temperature (25 ± 2) °C
: Humidity (50 ± 15) % RH

Cal. Date : 28/01/2025

Issue Date : 28/01/2025

Calibration Method or Calibration Procedure Used

US EPA Method (United State Environmental Protection Agency)

This certificate is traceable to national standard, which realize the units of measurement according to the International System of Units (IS).

Result of Calibration

This certificate may not be reproduced other than in full except with prior Written approval of the Technical Manager, Envi Equipment Service Company Limited.

These reported uncertainties of measurement are expanded by a coverage factor of k=2, providing a 95% confidence level

Calibrated by : Mr. Sanya Sangnil

Approved by



**METHOD 5 CONSOLE CALIBRATION
USING REFERENCE WET GAS METER W-NK-2.5-B-Z No.547425
5-POINT METRIC UNIT**

Meter Console Information	
Console Model Number	CAE Express
Console Serial Number	28220-101800-1
DGM Model Number	SK25EX
DGM Serial Number	00008289

Calibration Conditions			
Date	Time	28/01/2025	11:40 AM
Calibration Reference No.		SER25-010009	
Barometric Pressure		762.74	mmHg
Calibration Meter Gamma		1.001	

Factors/Conversions		
Std Temp	293	K
Std Press	760	mm Hg
K ₁	0.386	
Console Leak Check		PASS

Calibration Data									
Run Time	Metering Console					Calibration Meter			
Elapsed	DGM Orifice DH	Volume Initial	Volume Final	Outlet Temp Initial	Outlet Temp Final	Volume Initial	Volume Final	Outlet Temp Initial	Outlet Temp Final
(Q)	(P _m)	(V _{mi})	(V _{mf})	(t _{mi})	(t _{mf})	(V _{wi})	(V _{wf})	(t _{wi})	(t _{wf})
min	mm H ₂ O	m ³	m ³	°C	°C	m ³	m ³	°C	°C
12.18	13.0	0.2060	0.3460	25	25	277.97406	278.11190	26	26
12.18	13.0	0.3460	0.4860	25	25	278.11190	278.24900	25	25
8.43	26.0	0.4970	0.6370	26	26	278.24940	278.38618	25	25
8.43	26.0	0.6370	0.7770	27	27	278.38618	278.52254	25	25
13.70	40.0	0.7890	1.0690	28	28	278.53392	278.81080	25	25
13.67	40.0	0.1069	0.3869	29	29	278.81080	279.08682	25	25
10.22	70.0	1.3620	1.6420	29	29	279.09718	279.37204	25	25
10.22	70.0	1.6420	1.9220	30	30	279.37204	279.64606	25	25
8.95	90.0	1.9380	2.2180	30	30	279.65726	279.93022	25	25
8.92	90.0	2.2180	2.4980	30	30	279.93022	280.20350	24	24



METHOD 5 CONSOLE CALIBRATION USING REFERENCE WET GAS METER W-NK-2.5-B-Z No.547425 5-POINT METRIC UNIT

Meter Console Information	
Console Model Number	CAE Express
Console Serial Number	28220-101800-1
DGM Model Number	SK25EX
DGM Serial Number	00008289


Calibration Conditions			
Date	Time	28/01/2025	11:40 AM
Calibration Reference No.		SER25-010009	
Barometric Pressure		762.74	mmHg
Calibration Meter Gamma		1.001	

Factors/Conversions		
Std Temp	293	K
Std Press	760	mm Hg
K ₁	0.386	
Console Leak Check		PASS

Calibration Data								
Results								
Standardized Data				Dry Gas Meter				
Dry Gas Meter		Calibration Meter		Calibration Factor		Flowrate		
(V _{m(std)})	(Q _{m(std)})	(V _{W(std)})	(Q _{W(std)})	Value	Variation	Std & Corr	.0212 m ³ _{std} /min	Variation
m ³	m ³ /min	m ³	m ³ /min	(Y)	(ΔY)	(Q _{m(std)(corr)})	(ΔH@)	(ΔH@)
						m ³ /min	mm H ₂ O	
0.138	0.011	0.136	0.011	0.984	0.008	0.011	46.588	1.252
0.138	0.011	0.135	0.011	0.979	0.002	0.011	46.935	1.599
0.138	0.016	0.135	0.016	0.976	-0.001	0.016	45.301	-0.035
0.138	0.016	0.135	0.016	0.973	-0.004	0.016	45.581	0.244
0.277	0.020	0.273	0.020	0.986	0.009	0.020	45.006	-0.330
0.277	0.020	0.273	0.020	0.983	0.006	0.020	45.067	-0.270
0.278	0.027	0.271	0.027	0.976	-0.001	0.027	44.704	-0.633
0.278	0.027	0.271	0.026	0.973	-0.004	0.026	44.978	-0.358
0.279	0.031	0.270	0.030	0.967	-0.009	0.030	44.896	-0.441
0.280	0.031	0.271	0.030	0.969	-0.008	0.030	44.308	-1.028
				0.977	Y Average		45.336	ΔH@ Average

Note: For Calibration Factor Y, the ratio of the reading of the calibration meter to the dry gas meter, acceptable tolerance of individual values from the average is ±0.02.

For ΔH@, orifice pressure differential that equates to 0.75 cfm (0.0212 m³/min) at standard temperature and pressure, acceptable tolerance of individual values from the average is ±0.2 inches (5.1mm) H₂O.



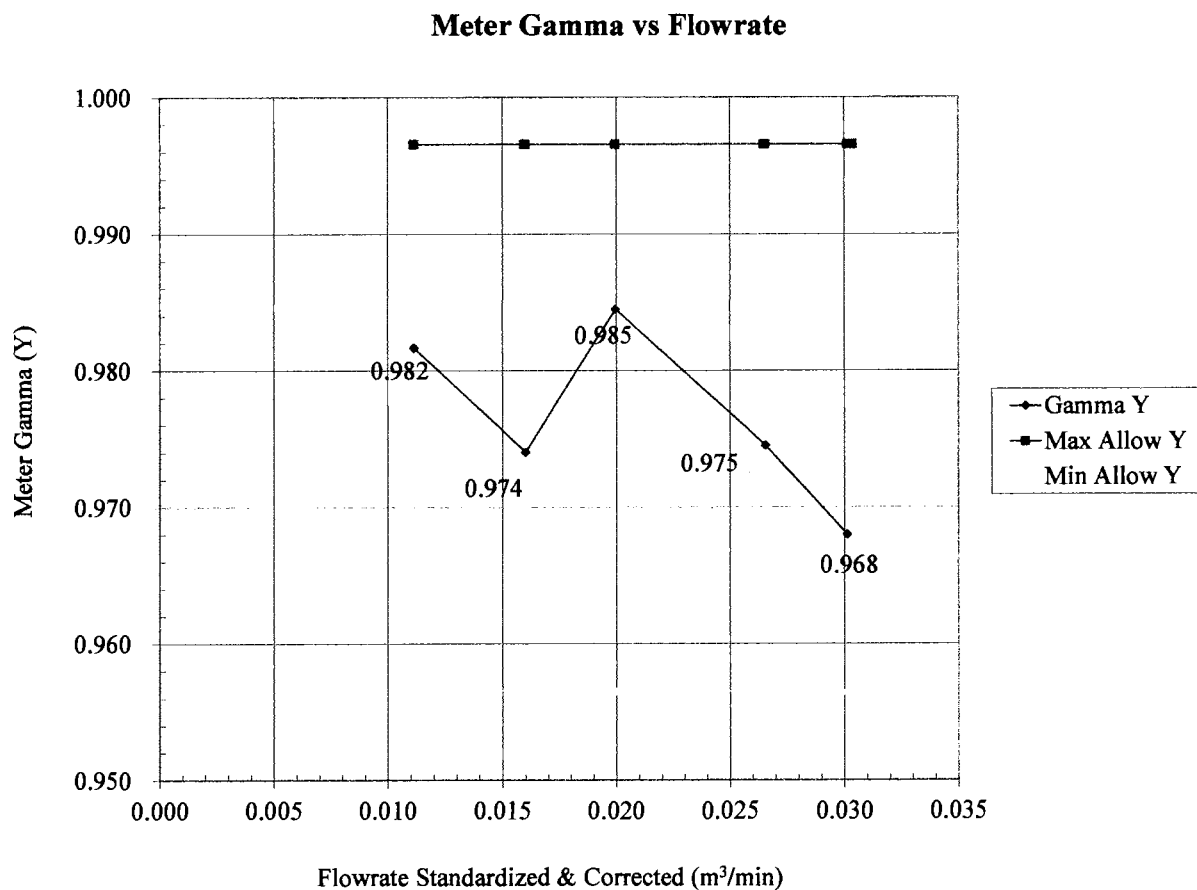
Meter Console Information	
Console Model Number	CAE Express
Console Serial Number	28220-101800-1
DGM Model Number	SK25EX
DGM Serial Number	00008289

Calibration Conditions			
Date	Time	28/01/2025	11:40 AM
Calibration Reference No.		SER25-010009	
Barometric Pressure		762.74	mmHg
Calibration Meter Gamma		1.001	

Factors/Conversions		
Std Temp	293	K
Std Press	760	mm Hg
K ₁	0.386	
Console Leak Check		PASS

Calibration Date: 28-1-2025

Calibration Reference No: SER25-010009



Console Serial: 28220-101800-1

Console Model: CAE Express



Meter Console Information	
Console Model Number	CAE Express
Console Serial Number	28220-101800-1
DGM Model Number	SK25EX
DGM Serial Number	00008289

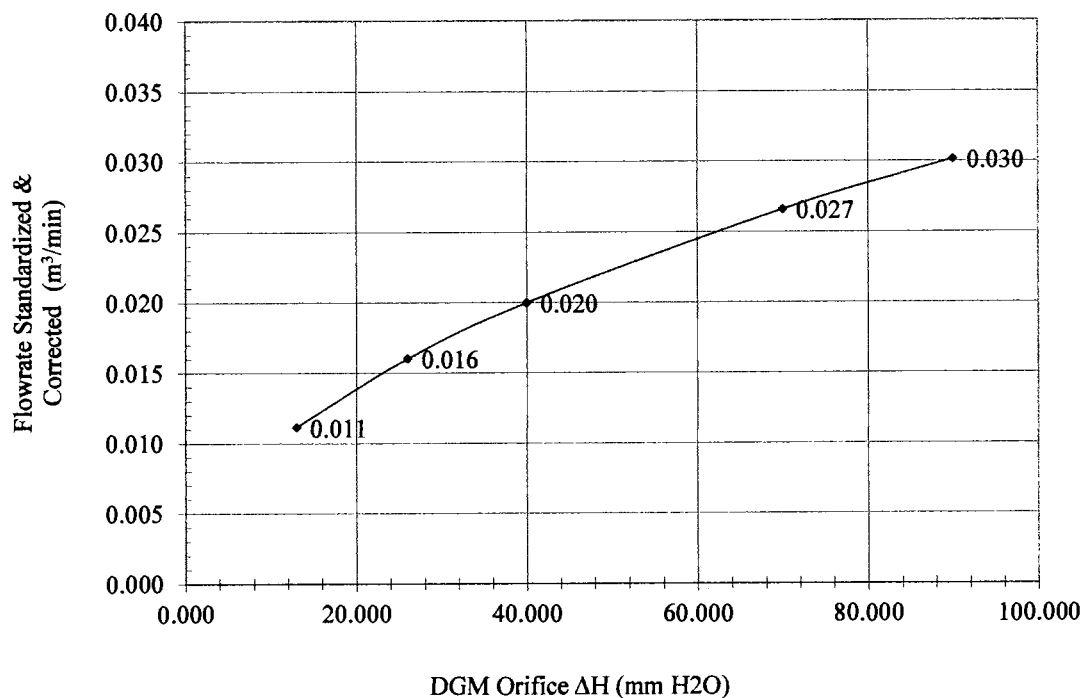
Calibration Conditions			
Date	Time	28/01/2025	11:40 AM
Calibration Reference No.		SER25-010009	
Barometric Pressure		762.74	mmHg
Calibration Meter Gamma		1.001	

Factors/Conversions		
Std Temp	293	K
Std Press	760	mm Hg
K ₁	0.386	
Console Leak Check		PASS

Calibration Date: 28-1-2025

Calibration Reference No: SER25-010009

Meter Pressure vs Flowrate



Console Serial: 28220-101800-1

Console Model: CAE Express



THERMOCOUPLES SYSTEM CALIBRATION

Sampling System Equipment Information	
Console Model Number	CAE Express
Console Serial Number	28220-101800-1
DGM Model Number	SK25EX
DGM Serial Number	00008289
Meter Box Model Number	
Meter Box Serial Number	

Calibration Conditions			
Date	Time	28/01/2025	01:00 PM
Calibration Reference No.		SER25-010009	
Reference Thermometer		DIGICON	
Serial Number		183169105	

Results											
Console Thermocouple Simulator											
Channel and test point	Meter Box Channel Temperature Reading (°C)										
	-18.0	25.0	38.0	93.0	149.0	260.0	371.0	482.0	593.0	816.0	1038.0
Stack	-17.0	24.0	37.0	91.0	147.0	258.0	369.0	480.0	590.0	814.0	1034.0
Auxiliary	-17.0	24.0	37.0	91.0	147.0						
Probe	-17.0	24.0	37.0	91.0	147.0						
Filter	-17.0	24.0	37.0	91.0	147.0						
IMP Outlet	-17.0	24.0	37.0								

Tolerance Range

Stack ± 1.50% Absolute
 Probe ± 3.0 °C
 Filter ± 3.0 °C

Meter ± 3.0 °C
 Exit ± 2.0 °C



Envi Equipment Service Co., Ltd.

110/254 Moo 3, Tumbon Bang Rak Phatthana, Amphur Bang Bua Thong, Nonthaburi 11110

Tel. 098 362 9152, 089 478 7885

E-mail: sales@envi-ees.com

Certificate No.: E25-010028-2

Page.: 1 of 2

CERTIFICATE OF CALIBRATION

Customer : M E T COMPANY LIMITED

Address : 36/659 Moo 6, Bangrakpatthana, Bangbuathong, Nonthaburi 11110

Description of Equipment : Stainless Steel Nozzle

Manufacturer : Apex Instrument

Model Number : NS-SET

Serial Number : -

ID./Control No. : -

Environment Conditions : Temperature (25 ± 2) °C
: Humidity (50 ± 15) % RH

Cal. Date : 28/01/2025

Issue Date : 28/01/2025

Calibration Method or Calibration Procedure Used

US EPA Method (United State Environmental Protection Agency)

This certificate is traceable to national standard, which realize the units of measurement according to the International System of Units (IS).

Result of Calibration

This certificate may not be reproduced other than in full except with prior Written approval of the Technical Manager, Envi Equipment Service Company Limited.

These reported uncertainties of measurement are expanded by a coverage factor of k=2, providing a 95% confidence level

Calibrated by



Approved by



Technical Manger

CALIBRATION RESULTS

Sampling System Equipment Information

Nozzle Model : NS-SET
Nozzle Number : -
Nozzle Type : Stainless Steel

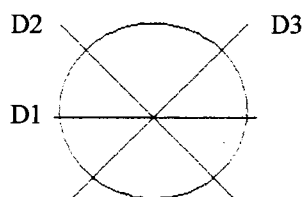
Calibration Condition

Date : 28 January 2025
Barometric Pressure : 762.74 mm Hg
Calibration Device : Vernier, 0-150 mm
Method Reference : US. EPA Method

Nozzle ID	Nozzle Diameter				Different	(D1 + D2 + D3) / 3
Size		D1	D2	D3	ΔD	Davg
	mm	mm	mm	mm	mm	mm
NS-4	3.18	2.91	2.91	2.91	0.000	2.910
NS-5	3.97	4.01	4.03	4.03	0.020	4.023
NS-7	5.56	5.42	5.43	5.42	0.010	5.423
NS-8	6.35	6.06	6.06	6.08	0.020	6.067
NS-9	7.14	7.21	7.21	7.21	0.000	7.210
NS-12	9.53	9.15	9.16	9.17	0.020	9.160
NS-16	12.70	12.15	12.13	12.14	0.020	12.140

Remark:

D1, D2, D3 = There difference nozzle diameters, mm; diameter must be within 0.025 mm
 ΔD = Maximum difference between any two diameters, must be ≤ 0.100 mm
 Davg = $(D_1 + D_2 + D_3) / 3$



Envi Equipment Service Co., Ltd.

110/254 Moo 3, Tumbon Bang Rak Phatthana, Amphur Bang Bua Thong, Nonthaburi 11110

Tel. 098 362 9152, 089 478 7885

E-mail: sales@envi-ees.com

Certificate No. : E25-010028-1

Page. : 1 of 3

CERTIFICATE OF CALIBRATION

Customer : M E T COMPANY LIMITED

Address : 36/659 Moo 6, Bangrakpatthana, Bangbuathong, Nonthaburi 11110

Description of Equipment : Standard Probe Method 5

Manufacturer : Apex Instrument

Model Number : PS-3HV

Serial Number : -

ID./Control No. : -

Environment Conditions : **Temperature** (25 ± 2) °C

: **Humidity** (50 ± 15) % RH

Cal. Date : 28/01/2025

Issue Date : 28/01/2025

Calibration Method or Calibration Procedure Used

US EPA Method (United State Environmental Protection Agency)

This certificate is traceable to national standard, which realize the units of measurement according to the International System of Units (IS).

Result of Calibration

This certificate may not be reproduced other than in full except with prior Written approval of the Technical Manager, Envi Equipment Service Company Limited.

These reported uncertainties of measurement are expanded by a coverage factor of k=2, providing a 95% confidence level

Calibrated by : _____

Approved by _____

Technical Manager



CALIBRATION RESULTS

S-Type Geometric Pitot Tube Calibration

Sampling System Equipment Information

Probe Model	:	PS-3HV
Probe Number	:	-
Pitot Number	:	A10664
Pitot Tube Type	:	S-type

Calibration Condition

Date	:	28 January 2025
Barometric Pressure	:	762.74 mm Hg
Digital Caliper	:	CD-6" ASX
Serial number	:	A18008059

Pitot tube/Probe: # PS-3HV			
Parameter	Value	Allowable Range	Check
Assembly level?	Yes	Yes	Pass
Ports Damage?	No	No	Pass
$\alpha 1$	0	$-10^\circ < \alpha 1 < +10^\circ$	Pass
$\alpha 2$	1	$-10^\circ < \alpha 2 < +10^\circ$	Pass
$\beta 1$	0	$-5^\circ < \beta 1 < +5^\circ$	Pass
$\beta 2$	0	$-5^\circ < \beta 2 < +5^\circ$	Pass
γ	0	N/A	-
θ	0	N/A	-
Dt	0.375	.188 " to .375 "	Pass
A	0.8585	$2.1Dt \leq A \leq 3Dt$	Pass
A/2Dt	1.144	$1.05 \leq P_A/Dt \leq 1.5$	Pass
$Z = A \tan \gamma$	0.045	$Z \leq .125"$	Pass
$W = A \tan \theta$	0.018	$W \leq .031"$	Pass

Remark:

I certified that probe model: **PS-3HV and Pitot tube no. A10664** meets or exceeds all specifications, criteria and/or applicable design and is hereby assigned a pitot tube certification factor of 0.84. See 40 CFR Pt. 60, App. A, EPA Method 2.



THERMOCOUPLES SYSTEM CALIBRATION

Sampling System Equipment Information	
Probe Model Number	PS-3HV
Probe Serial Number	-
Meter Box Model Number	-
Meter Box Serial Number	-

Calibration Conditions			
Date	Time	28/01/2025	01:20 PM
Calibration Reference No.		E25-010009	
Reference Thermometer		DIGICON	
Serial Number		183169105	

Thermocouple of Standard Probe method 5 = length 3 foot			
Set Point	Reference Thermocouple	Probe Thermocouple	Difference
100	100.0	99.0	0.27
250	250.0	249.0	0.19
300	300.0	298.0	0.35
350	350.0	348.0	0.32





Certificate of Calibration

Equipment:	SPECTROPHOTOMETER	Certificate No.:	C06240454
Model:	SP-2100	Issued Date:	16 October 2024
Serial No. (or ID.):	KJ0G05083001 (MET-SP 01/46)	Job No.:	WO-00045898
Manufacturer:	HACH	Page:	1 of 2
Condition:	In Condition		

Customer: M E T CO.,LTD.
36/659 Moo 6, Tambol Bangrakpattana,
Amphur Bangbuathong, Nonthaburi 11110 Thailand.

Environment Condition:	Temperature	26.1	°C	±	0.2	°C
	Humidity	67.3	%RH	±	2.1	%RH

Calibration Place: M E T CO.,LTD. (Laboratory Room)
36/659 Moo 6, Tambol Bangrakpattana,
Amphur Bangbuathong, Nonthaburi 11110 Thailand.

Calibration By: Mr.Nattapat Rungrueang

Calibration Date: 16 October 2024

The Method used: In house method, CAL-WI-24, base on ASTM E 275-08 and ASTM E 387-04

Traceability: This certificate is traceable to the CRM maintained by National Institute of Standards and Technology (NIST) through Starna Scientific Limited.

The standard for Wavelength Certificate No. 113620 and 113619

The standard for Photometric Certificate No. 113650

Person in charge

Authorized signatory

This certificate is issued the units of measurement according to the International System of Units (SI). It provides traceability of measurement to international or national standard or other recognized national standard laboratories.

The measurement uncertainty stated is the expanded uncertainty which is obtained from the standard uncertainty multiplied by the coverage factor ($k=2$) to provide a level of confidence of approximately 95%. It is determined in accordance with the Guide to Expression of Uncertainty in Measurement (GUM).

These results may be affected by deviations from specified conditions. The results relate only to the items tested, calibrated or sampled. The report shall not be reproduced except in full without approval of DKSH Technology Limited.

บริษัท ดีเคเอสเอช เทคโนโลยี จำกัด

DKSH Technology Limited

2533 ถนนสุขุมวิท แขวงบางจาก เขตพระโขนง กรุงเทพมหานคร 10260

2533 Sukhumvit Road, Bangchak, Phrakhanong, Bangkok 10260

Phone: +66 2639 7000 Email: info.calibration@dksh.com Website: www.dksh.com/scientific-thailand

Calibration Results:
Without Adjustment

Wavelength Accuracy (nm), The spectral bandwidth of Std at 4 nm and UUC at 4 nm

Standard Wavelength	Unit Under Calibration	Correction	Uncertainty
334.22	335	-0.78	0.59
418.48	419	-0.52	0.59
536.90	536	0.90	0.59
637.94	637	0.94	0.59
748.28	748	0.28	0.59
879.70	879	0.70	0.59

Photometric Accuracy (Absorbance)

Wavelength	Standard absorbance	Unit Under Calibration	Correction	Uncertainty
420 nm	0.0000	0.007	-0.0070	0.0045
	0.5797	0.579	0.0007	0.0045
	0.7119	0.714	-0.0021	0.0045
	1.0124	1.015	-0.0026	0.0045
440 nm	0.0000	0.001	-0.0010	0.0045
	0.5634	0.564	-0.0006	0.0045
	0.7001	0.704	-0.0039	0.0045
	0.9955	1.002	-0.0065	0.0045
465 nm	0.0000	0.000	0.0000	0.0045
	0.5239	0.523	0.0009	0.0045
	0.6613	0.660	0.0013	0.0045
	0.9395	0.941	-0.0015	0.0045
546.1 nm	0.0000	0.000	0.0000	0.0045
	0.5212	0.518	0.0032	0.0045
	0.6977	0.692	0.0057	0.0045
	0.9927	0.985	0.0077	0.0045
590 nm	0.0000	0.000	0.0000	0.0045
	0.5548	0.552	0.0028	0.0045
	0.7732	0.767	0.0062	0.0045
	1.1021	1.093	0.0091	0.0045
635 nm	0.0000	0.000	0.0000	0.0045
	0.5621	0.560	0.0021	0.0045
	0.7629	0.758	0.0049	0.0045
	1.0873	1.081	0.0063	0.0045

ใบตรวจสอบสภาพเครื่องวัดสิ่งแวดล้อม

เลขที่ใบงาน: WO-00045898

ชนิดเครื่องมือ: SPECTROPHOTOMETER

รุ่น: SP-2100

หมายเลขเครื่อง: KJ0G05083001

ตรวจสอบ (รับ)		รายการตรวจเช็ค	ตรวจสอบ (ส่ง)		หมายเหตุ
16 Oct 2024			16 Oct 2024		
ปกติ	ไม่ปกติ		ปกติ	ไม่ปกติ	
		General			
<input checked="" type="checkbox"/>	<input type="checkbox"/>	1. ความสมบูรณ์เครื่อง	<input checked="" type="checkbox"/>	<input type="checkbox"/>	
<input checked="" type="checkbox"/>	<input type="checkbox"/>	2. ความสะอาด (ช่องใส่ตัวอย่าง, ภายใน-นอกเครื่อง)	<input checked="" type="checkbox"/>	<input type="checkbox"/>	
<input checked="" type="checkbox"/>	<input type="checkbox"/>	3. สวิทช์ ปิด – เปิด เครื่อง (On-Off Swicth)	<input checked="" type="checkbox"/>	<input type="checkbox"/>	
<input checked="" type="checkbox"/>	<input type="checkbox"/>	4. ปุ่มกด (Keypad)	<input checked="" type="checkbox"/>	<input type="checkbox"/>	
<input checked="" type="checkbox"/>	<input type="checkbox"/>	5. หน้าจอ (Display, Screen Contrast)	<input checked="" type="checkbox"/>	<input type="checkbox"/>	
		Spectrophotometer			
<input type="checkbox"/>	<input type="checkbox"/>	6. แรงดันไฟฟ้า (Battery Backup) >= 2.5 VDC	<input type="checkbox"/>	<input type="checkbox"/>	
<input type="checkbox"/>	<input type="checkbox"/>	7. ตัวหมุนเลือกความยาวคลื่น (Wavelength Control)	<input type="checkbox"/>	<input type="checkbox"/>	
<input checked="" type="checkbox"/>	<input type="checkbox"/>	8. ความยาวคลื่น (Wavelength Check)	<input checked="" type="checkbox"/>	<input type="checkbox"/>	
<input type="checkbox"/>	<input type="checkbox"/>	9. แหล่งกำเนิดแสง (UV < 3,000 hour)	<input type="checkbox"/>	<input type="checkbox"/>	
<input checked="" type="checkbox"/>	<input type="checkbox"/>	10. แหล่งกำเนิดแสง (Visible < 5,000 hour)	<input checked="" type="checkbox"/>	<input type="checkbox"/>	
<input checked="" type="checkbox"/>	<input type="checkbox"/>	11. ช่องวัดหลายตัวอย่าง (Carousel Module)	<input checked="" type="checkbox"/>	<input type="checkbox"/>	
		pH Meter and Conductivity Meter			
<input type="checkbox"/>	<input type="checkbox"/>	12. อิเล็กโทรด (Electrode and Connection Cable)	<input type="checkbox"/>	<input type="checkbox"/>	
<input type="checkbox"/>	<input type="checkbox"/>	13. ระดับสารละลายใน Electrode (Level KCl)	<input type="checkbox"/>	<input type="checkbox"/>	
<input type="checkbox"/>	<input type="checkbox"/>	14. ฝาปิดกันปลาย Electrode (Dust Protection Hood)	<input type="checkbox"/>	<input type="checkbox"/>	
<input type="checkbox"/>	<input type="checkbox"/>	15. ขาจับอิเล็กโทรด (Stand)	<input type="checkbox"/>	<input type="checkbox"/>	
		Turbidimeter			
<input type="checkbox"/>	<input type="checkbox"/>	16. ค่าความขุ่นที่ต่ำสุด (No Sample)	<input type="checkbox"/>	<input type="checkbox"/>	
<input type="checkbox"/>	<input type="checkbox"/>	17. ระดับการส่องสว่างของแสง (>= 2.5 ไม่เกิน 3.0)	<input type="checkbox"/>	<input type="checkbox"/>	
		Automatic titrator			
<input type="checkbox"/>	<input type="checkbox"/>	18. สภาพ Piston Burettes	<input type="checkbox"/>	<input type="checkbox"/>	
<input type="checkbox"/>	<input type="checkbox"/>	19. Function Rinsing and Dosing	<input type="checkbox"/>	<input type="checkbox"/>	
<input type="checkbox"/>	<input type="checkbox"/>	20. ระบบท่อสายยางและอุปกรณ์ประกอบ	<input type="checkbox"/>	<input type="checkbox"/>	

เพิ่มเติม/ข้อแนะนำ :

Mr.Nattapat Rungrueang

Service Engineer



บริษัท เอ็ม อี ที จำกัด MET Company Limited

36/659 หมู่ 6 ต.บางรักพัฒนา อ.บางบัวทอง จ. นนทบุรี 11110

36/659 Moo 6 Tambol Bangrakpattana Amphur Bangbuatong Nontaburi 11110

Tel : 0 2920 1458-9 Fax : 0 2920 1460 E-mail : met_jj@yahoo.com

TSP HIGH VOLUME AIR SAMPLER CALIBRATION REPORT

Sampler Location				Date	April 1, 2025
School				Start Time	10:10 AM
Sampler Number	TSP No.5	Transfer Standard Type	Orifice	Stop Time	10:00 AM
Motor Serial Number	BL-05	Calibrator Model	TE-5025A	Person	Mr.Jirayut Seehabut
Recorder Serial Number	-	Calibrator Serial Number	1		

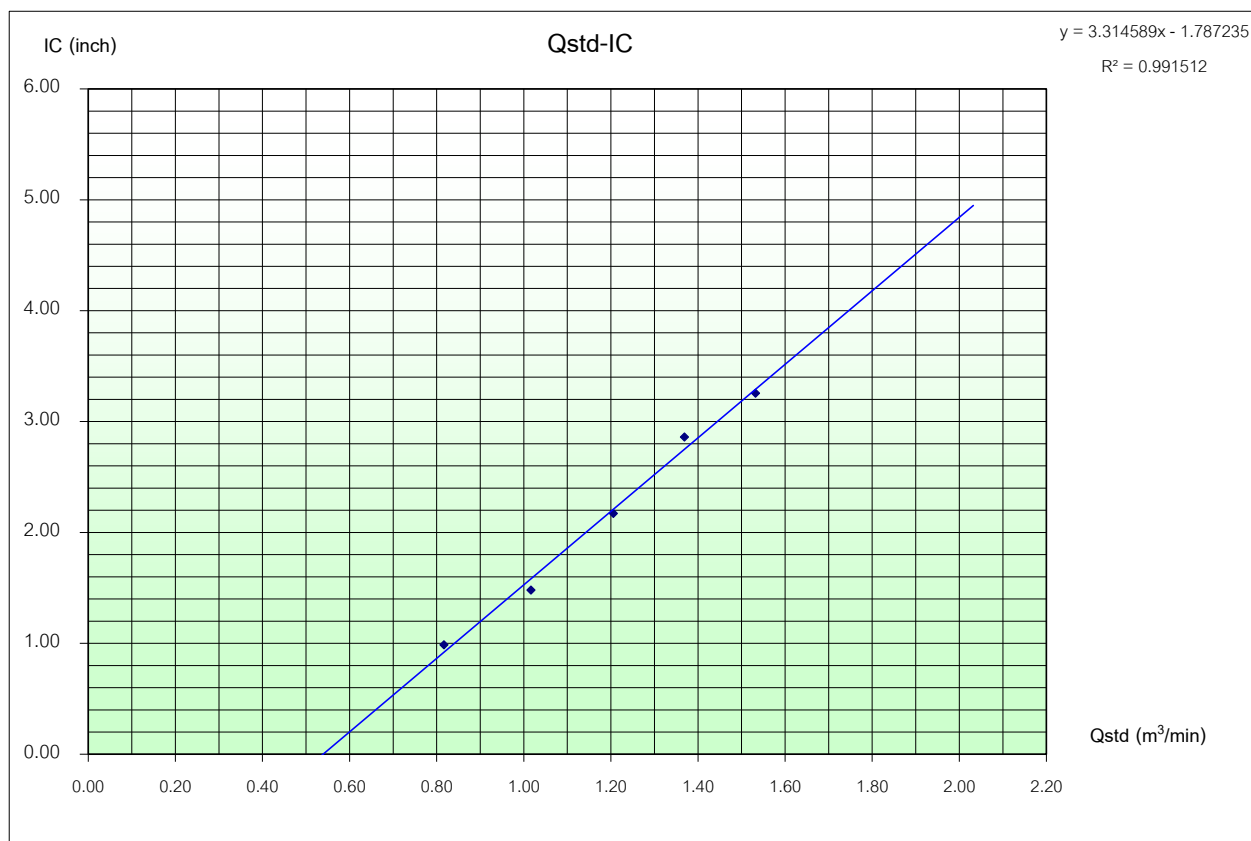
Plate No.	(Delta H)			(A)	(X)	(I)	(Y)	Temperature	Barometric Pressure	Start Meter	Stop Meter
	Positive	Negative	ΔH_2O	$[\Delta H_2O(Pa/P_{std})(T_{std}/T_a)]^{1/2}$	$Q_{std} = (1/m)[(A-b)]$ (m^3/min)	Sample Flow Rate Indication (inch)	$IC = I[(Pa/P_{std})(T_{std}/T_a)]^{1/2}$	($^{\circ}K = ^{\circ}C + 273$)	(mmHg)		
5	1.3	1.3	2.6	1.59069	0.81683	1.0	0.99	305.0	757.0		
7	2.0	2.0	4.0	1.97301	1.01664	1.5	1.48	305.0	757.0		
10	2.8	2.8	5.6	2.33450	1.20555	2.2	2.17	305.0	757.0		
13	3.6	3.6	7.2	2.64707	1.36891	2.9	2.86	305.0	757.0		
18	4.5	4.5	9.0	2.95952	1.53220	3.3	3.26	305.0	757.0		

Linear Regression Y ON X : $Y = mX + b$

Linear Regression: Set Point Flow Rate				Average		305.0		757.0	
1	Slope (m)	1.91345	Linear Equation		r^2	0.994156	Pstd(mmHg)	760.0	
2	Intercept (b)	0.02773	Set Point Flow Rate (X) (m ³ /min)	1.133	r	0.9970737	T _{NTP}	298.0	
3	Correlation Coefficient (r)	0.99995	Final Set Flow Rate = (I)	0	(Pa/Pstd)*(Tstd/Ta)		0.973192407		
Result						C=(Pa/Pstd)*(Tstd/Ta)^0.5		0.986505148	

COMMENT

Andersen Instruments, Inc.



C:

Field Environmental

Division Manager



บริษัท เอ็ม อี ที จำกัด MET Company Limited

36/659 หมู่ 6 ต.บางรักพัฒนา อ.บางบัวทอง จ. นนทบุรี 11110

36/659 Moo 6 Tambol Bangrakpattana Amphur Bangbuatong Nontaburi 11110

Tel : 0 2920 1458-9 Fax : 0 2920 1460 E-mail : met_jj@yahoo.com

PM10 HIGH VOLUME AIR SAMPLER CALIBRATION REPORT

Sampler Location				Date	April 1, 2025
School				Start Time	10:10 AM
Sampler Number	PM-10 No.5	Transfer Standard Type	Orifice	Stop Time	10:00 AM
Motor Serial Number	HVL-05	Calibrator Model	TE-5025A	Person	Mr.Jirayut Seehabut
Recorder Serial Number	-	Calibrator Serial Number	1		

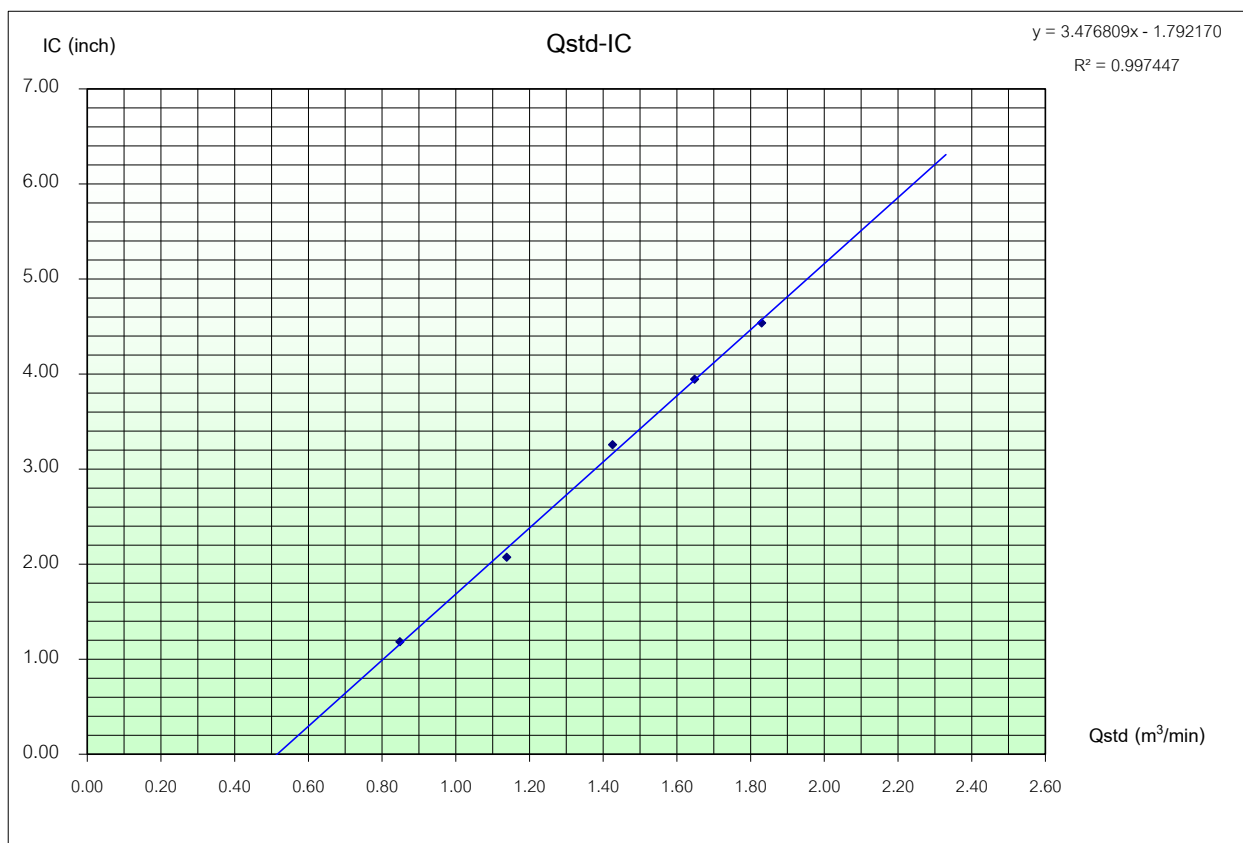
Plate No.	(Delta H)			(A)	(X)	(I)	(Y)	Temperature	Barometric Pressure	Start Meter	Stop Meter
	Positive	Negative	ΔH_2O	$[\Delta H_2O(Pa/P_{std})(T_{std}/T_a)]^{1/2}$	$Q_{std} = (1/m)[(A-b)]$ (m^3/min)	Sample Flow Rate Indication (inch)	$IC = I[(Pa/P_{std})(T_{std}/T_a)]^{1/2}$	($^{\circ}K = ^{\circ}C + 273$)	(mmHg)		
5	1.4	1.4	2.8	1.65074	0.84821	1.2	1.18	305.0	757.0		
7	2.5	2.5	5.0	2.20589	1.13834	2.1	2.07	305.0	757.0		
10	3.9	3.9	7.8	2.75516	1.42540	3.3	3.26	305.0	757.0		
13	5.2	5.2	10.4	3.18138	1.64815	4.0	3.95	305.0	757.0		
18	6.4	6.4	12.8	3.52943	1.83004	4.6	4.54	305.0	757.0		

Linear Regression Y ON X : $Y = mX + b$

Linear Regression: Set Point Flow Rate				Average		305.0	757.0	
1	Slope (m)	1.91345	Linear Equation		r^2	0.997347	Pstd(mmHg)	760.0
2	Intercept (b)	0.02773	Set Point Flow Rate (X) (m ³ /min)	1.133	r	0.9986726	T _{NTP}	298.0
3	Correlation Coefficient (r)	0.99995	Final Set Flow Rate = (I)	0	(Pa/Pstd)*(Tstd/Ta)		0.973192407	
Result					C=(Pa/Pstd)*(Tstd/Ta)^0.5		0.986505148	

COMMENT

Andersen Instruments, Inc.



(Mr.Jirayut Seehabut)
Field Environmental

(Mr.Jarung Jamnongbut)
Division Manager

Analyzer Performance Test

Calibrated Date: **01 April 2025**

Instruments Information

Analyzer Type : **NO2-O2 Analyzer High Level**

Manufacturer : **TELEDYNE**

Model : **200EH**

Serial Number : **2013**

Calibrator Unit

Dilutor Model : **Dasibi Model 5008**

Serial Number : **705**

ZERO AIR Generator : **API MODEL 701**

Serial Number : **1924**

Standard Gas Concentration

Nitric Oxide (NO) **957.2 PPM**

Sulphur Dioxide (SO₂) **960.7 PPM**

Carbon Monoxide (CO) **960.4 PPM**

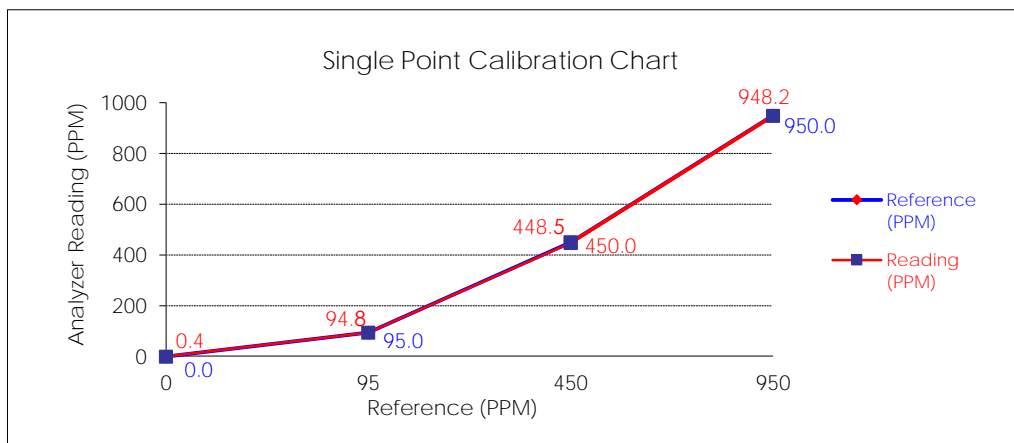
Cylinder number **EB0123127**

Expire Date: **11 Oct. 2027**

Environment : Temperature **25.5** °C Humidity: **51** %RH

Calibration Report

Point No.	Calibration Results			
	Reference (PPM)	Reading (PPM)	Error	%Error
1	0.0	0.4	0.4	0.0
2	95.0	94.8	-0.2	-0.2
3	450.0	448.5	-1.5	-0.3
4	950.0	948.2	-1.8	-0.2



Calibrate

MR. KITTISAK JANSANGWATTANA

MR. PASAGORN SAMOL

Analyzer Performance Test

Calibrated Date: **01 April 2025**

Instruments Information

Analyzer Type : **SO2 Analyzer**
Model : **43I**

Manufacturer : **Thermo Environmental**
Serial Number : **0614416629**

Calibrator Unit

Dilutor Model : **Dasibi Model 5008**
Serial Number : **705**
ZERO AIR Generator : **API MODEL 701**
Serial Number : **1924**

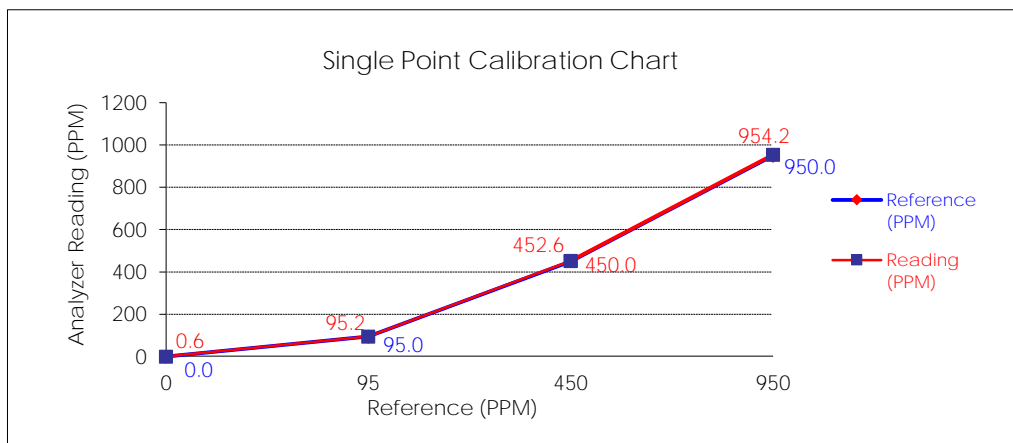
Standard Gas Concentration

Nitric Oxide (NO) **957.2 PPM**
Sulphur Dioxide (SO2) **960.7 PPM**
Carbon Monoxide (CO) **960.4 PPM**
Cylinder number **EB0123127**
Expire Date: **11 Oct. 2027**

Environment : Temperature **25.5** °C Humidity: **51** %RH

Calibration Report

Point No.	Calibration Results			
	Reference (PPM)	Reading (PPM)	Error	%Error
1	0.0	0.6	0.6	0.0
2	95.0	95.2	0.2	0.2
3	450.0	452.6	2.6	0.6
4	950.0	954.2	4.2	0.4



Calibrate By

MR. KITTISAK JANSANGWATTANA

MR. PASAGORN SAMOL



THAI METEOROLOGICAL DEPARTMENT

4353 Sukhumvit, Bangna, Bangkok 10260 Tel. 081-454-2804, 0-2399-0469

Calibration Certificate

Issued by : Calibration & Test Section : Meteorological Instruments Bureau

Date of Issue 31 March, 2025

Certification No. 187/25

Page : 1 of 2

Object : Weather Station

Manufacturer : Davis Instruments

Type : Weather Monitor III

Serial No. : WC10912A21

Customer : M E T Company Limited.
36/659 Moo 6 Bangrak Phthana,
Bang Bua Thong, Nonthaburi 11110.

Calibration Condition : Temperature 25.1 °C Barometric Pressure 1007.8 hPa

NATIONAL STANDARD WIND TUNNEL : Vane Angel Bench Stand Model 18112

: Micromanometer Theodor Friedrichs FC014 Serial No. 9310119

: HOOK GAGE NO 1425 Pitot Tube Theodor Friedrichs Type 0800.0000 serial 9023


N.I.S.T. Test Reference Number 731/241460 : Standard Velocity at 20 - 30 m/sec

: Ultrasonic Anemometer Model DA-650-3TV (sensor TR-90AH)

Serial Number 110730029 (sensor 120629586)

JAPAN QUALITY ASSURANCE ORGANIZATION : Standard Velocity at 0 - 20 m/sec

Mechanical Engineer





THAI METEOROLOGICAL DEPARTMENT

4353 Sukhumvit, Bangna, Bangkok 10260 Tel. 081-454-2804,0-2399-0469

The Result of Calibration

Certification No. 187/25

31 March, 2025

Page : 2 of 2

Standard Ultrasonic Anemometer m/sec	HOOK GAGE NO. 1425			TESTED ANEMOMETER	
	Pressure inches H ₂ O	Vacumm inches H ₂ O	Velocity m/sec	Velocity m/sec	Correction m/sec
1.00	-	-	-	0.9	0.10
3.02	-	-	-	2.7	0.32
5.00	-	-	-	4.9	0.10
7.00	-	-	-	6.7	0.30
9.02	-	-	-	9.0	0.02
11.01	-	-	-	10.9	0.11
13.01	-	-	-	13.0	0.01
15.01	-	-	-	14.9	0.11
17.02	-	-	-	17.0	0.02
20.02	-	-	-	19.9	0.12

Vane Angel Bench Stand Model 18112 Young Meteorological Instruments	
WIND DIRETION	TESTED WIND DIRECTION
0	0
90	90
180	180
270	270

Calibrated by

Mr

Mechanical Engineer

Calibration & Test Section
Meteorological Instruments Bureau



Certificate of Calibration

Certificate No. : 67-400505-3

Page : 1 of 2

Submitted by : M E T Company Limited

36/659 Moo 6, T.Bangrakpattana, A.Bangbuatong, Nonthaburi 11110

Equipment : Temperature controlled enclosure (Refrigerator)

Manufacturer : Sanden Intercool

Model : YPR-068S

Range : N/A °C

Resolution : 1 °C

Serial No. : YPR0659S-141200060R

ID No. : MET-RE03/59

Environment : On site calibration was carried out at the Laboratory, M E T Company Limited

Ambient Temperature : (29.0 to 30.0) °C

Relative Humidity : (55 to 60) %

Line Voltage : (210.0 to 210.8) V

Date of Received : 20 August 2024

Date of Calibration : 20 August 2024

Date of Issue : 21 August 2024

Calibrated by : Permpon Chanpu

Calibration Method : CAL-M4004, TLAS G-20

The temperature scale used was based on ITS-90

Reference Standard Instruments : This certification is traceable to the International System of Units

Standard Digital Thermometer with Thermocouple probe

ID No.

Cert. No.

Due Date

Traceability

400046 & 400023

67-400198-1

01 Oct 2024

National Institute of Metrology Thailand (NIMT)

Approved by :

Supervisor

The Uncertainties are for a confidence probability of approximately 95%

This certificate may not be reproduced other than in full except with the prior written approval of the Calibratech Co.,Ltd.



Certificate of Calibration

Certificate No. : 67-400505-3

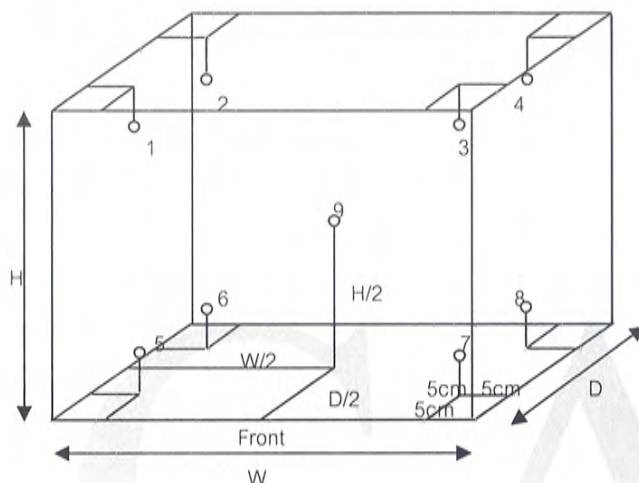
Page : 2 of 2

Result of Calibration : Without Adjustment

UUC Condition As-Received : Good

Function : Temperature measurement

This instrument was setting air ventilation at position 0 (close)



Inside of Chamber

W = 0.58 m

D = 0.60 m

H = 1.45 m

Capacity = 0.50 m³

Test Point (° C)	Setting Temperature (° C)	Indicating Temperature (° C)	Measured Temperature (° C) @ Sensor No.									Uncertainty (± ° C)
			1	2	3	4	5	6	7	8	9	
3	2	2	3.9	4.2	4.0	4.5	3.2	3.9	3.6	2.9	3.0	0.9

Test Point (° C)	Setting Temperature (° C)	Indicating Temperature (° C)	Measured Uniformity (° C)	Measured Stability (° C)	Overall Variation (° C)
3	2	2	1.6	0.2	1.9

Remark The uncertainty is not combine uniformity of the air chamber

This result of calibration was found accurate as shown on date and place of calibration only.

This reported uncertainty of measurement was based on a standard uncertainty multiplied by a coverage factor $k = 2$, providing a level of confidence of approximately 95%

- o0o -



Certificate of Calibration

Certificate No. : 67-200293-1

Page : 1 of 2

Submitted by : M E T Company Limited
36/659 Moo 6, T. Bangrakpattana, A. Bangbuatong, Nonthaburi 11110

Equipment : Electronic Balance
Manufacturer : Sartorius Model : BSA224S-CW
Serial No. : 35090472 ID No. : MET-EB 02/60
Capacity : 220 g Resolution : 0.0001 g

Environment : On site calibration was carried out at the Laboratory, M E T Company Limited
Ambient Temperature : (25.9 to 26.2) °C
Relative Humidity : (32.6 to 45.5) %
Air Pressure : 1007.0 mbar

Date of Received : 20 August 2024

Date of Calibration : 20 August 2024

Date of Issue : 21 August 2024

Calibrated by : Akaradath Thippichai

Calibration Method : In-house method CAL-M2001 based on UKAS Publication ref : LAB 14
Edition 7 - November 2022

Reference Standard Instruments : This certification is traceable to the International System of Units

Standard Weights

ID No.	Cert. No.	Due Date	Traceability
E261-E2624	C02232088	08 Nov 2024	National Institute of Metrology (Thailand), (NIMT)

Approved by

Supervisor

The Uncertainties are for a confidence probability of approximately 95%

This certificate may not be reproduced other than in full except with the prior written approval of the Calibratech Co.,Ltd.



Certificate of Calibration

Certificate No. : 67-200293-1

Page : 2 of 2

Result of Calibration : Without Adjustment

UUC Condition As-Received : Good

Departure of indication from nominal value

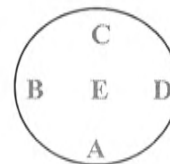
Nominal Value (g)	Correction (g)	Uncertainty \pm (g)
0.05	0.0001	0.00012
0.1	0.0001	0.00012
0.5	0.0001	0.00013
1	0.0000	0.00013
5	0.0000	0.00013
10	0.0000	0.00013
50	0.0001	0.00015
100	0.0000	0.00020
150	0.0000	0.00038
200	0.0001	0.00038

This result of calibration was found accurate as shown on date and place of calibration only.

This reported uncertainty of measurement was based on a standard uncertainty multiplied by a coverage factor $k = 2.06$, providing a level of confidence of approximately 95%

Eccentric error

Load test : 50 g
 A B C D E
 0.0001 -0.0001 -0.0001 0.0001 0.0000 g



Repeatability

Load test : 200 g
 Stdev. : 0.00005 g

- o0o -





Calibratech Co.,Ltd.

7/106-7 Moo 2, Sukhaphrachasan 3 Rd., Bangpood, Pakkred, Nonthaburi 11120

Tel.(02) 964-6211 Fax.(02) 964-5155, e-mail : calibratech.cal@yahoo.com, calibratech.cal@hotmail.com



NSC-TISI-TIS 17025
CALIBRATION 0030

Certificate of Calibration

Certificate No. : 68-400122-1

Page : 1 of 2

Submitted by : M E T Company Limited
36/659 Moo 6, T. Bangrakpattana, A. Bangbuatong, Nonthaburi 11110

Equipment : Temperature Indicator with TC Probe Type K (Temp pH)

Temperature Indicator

Manufacturer : Digicon Model : PH-235SD

Range : 0 °C to 60 °C Resolution : 0.1 °C

Serial No. : AL.58204 ID No. : MET-PH11/67

TC Probe Type K

Model : TP-07 Sheath Material : Stainless

Diameter : 3 mm. Length : 109 mm.

Serial No. : N/A ID No. : MET-PH11/67

Environment : Ambient Temperature : (23 ± 2) °C

Relative Humidity : (50 ± 15) %

Line Voltage : (220 ± 22) VAC

Date of Received : 20 February 2025

Date of Calibration : 28 February 2025

Date of Issue : 28 February 2025

Calibrated by : Chortip Samchusri

Calibration Method : This instrument was calibrated by In-house method comparison technique CAL-M4003 by compared with PRT in the liquid bath at the constant controlled temperature.

The temperature scale used was based on ITS-90

Reference Standard Instruments : This certification is traceable to the International System of Units

1. Platinum Resistance Thermometer (PRT)

ID No.	Cert. No.	Due Date	Traceability
400001	TT-0023-24	16 Feb 2026	National Institute of Metrology Thailand (NIMT)

2. Standard Digital Thermometer

ID No.	Cert. No.	Due Date	Traceability
400003	23E1866	01 Jun 2025	National Institute of Metrology Thailand (NIMT)
400004	23E1866	01 Jun 2025	National Institute of Metrology Thailand (NIMT)

Approved by :

Supervisor

The Uncertainties are for a confidence probability of approximately 95%

This certificate may not be reproduced other than in full except with the prior written approval of the Calibratech Co.,Ltd.



Certificate of Calibration

Certificate No. : 68-400122-1

Page : 2 of 2

Result of Calibration : Without Adjustment

UUC Condition As-Received : Good

Function : Temperature measurement

Immersion Depth (mm.)	Standard Reading (° C)	UUC Reading (° C)	Correction (° C)	Uncertainty (± ° C)
130	10.0022	10.1	-0.1	0.18
130	25.0017	25.0	0.0	0.22
130	50.0022	50.0	0.0	0.27

Remark

UUC : Unit Under Calibration

This result of calibration was found accurate as shown on date and place of calibration only.

This reported uncertainty of measurement was based on a standard uncertainty multiplied by a coverage factor $k = 2$,
providing a level of confidence of approximately 95%

- o o o -





Calibratech Co.,Ltd.

7/106-7 Moo 2, Sukhaphrachasan 3 Rd., Bangpood, Pakkred, Nonthaburi 11120

Tel.(02) 964-6211 Fax.(02) 964-5155, e-mail : calibratech.cal@yahoo.com, calibratech.cal@hotmail.com



NSC-TISI-TIS 17025
CALIBRATION 0030

Certificate of Calibration

Certificate No. : 68-420022-1

Page : 1 of 2

Submitted by : M E T Company Limited

36/659 Moo 6, T. Bangrakpattana, A. Bangbuatong, Nonthaburi 11110

Equipment : pH Meter with electrode

pH meter

Manufacturer : Digicon

Model : PH-235SD

Range : N/A pH

Resolution : 0.01 pH

Serial No. : AL.58204

ID No. : MET-PH11/67

Electrode

Model : TF 54074

Serial No. : 435029183

ID No. : MET-PH11/67

Environment : Ambient Temperature : $(25 \pm 2) ^\circ \text{C}$

Relative Humidity : $(50 \pm 15) \%$

Date of Received : 20 February 2025

Date of Calibration : 28 February 2025

Date of Issue : 28 February 2025

Calibrated by : Permpon Chanpu

Calibration Method : In-house method CAL-M4201 direct measurement by using standard voltage calibrator and using certified reference material (CRM)

Reference Standard Instruments : This certification is traceable to the International System of Units

1. Multiproduct Calibrator

<u>ID No.</u>	<u>Cert. No.</u>	<u>Due Date</u>	<u>Traceability</u>
440001	23E1240	24 Mar 2025	National Institute of Metrology Thailand (NIMT)

2. Standard Buffer Solution

<u>pH</u>	<u>Cert. No.</u>	<u>Lot No.</u>	<u>Exp. Date</u>	<u>Traceability</u>
4.008	61293328	1027612	15 Sep 2026	CPA Chem Ltd. Accredited to ISO 17034 and ISO/IEC 17025
6.987	61297593	1027614	15 Sep 2025	CPA Chem Ltd. Accredited to ISO 17034 and ISO/IEC 17025
10.010	61306165	1027613	15 Sep 2025	CPA Chem Ltd. Accredited to ISO 17034 and ISO/IEC 17025

Approved by :



Supervisor

The Uncertainties are for a confidence probability of approximately 95%

This certificate may not be reproduced other than in full except with the prior written approval of the Calibratech Co.,Ltd.



Certificate of Calibration

Certificate No. : 68-420022-1

Page : 2 of 2

Result of Calibration :

UUC Condition As-Received : Good

Function : Electrical measurement

pH meter

Performing standard curve by Multiproduct Calibrator at pH (4,7,10)

Adjustment Curve at nominal pH	Applied Voltage (mV)	Nominal Value (pH)	UUC Reading		Correction (mV)	Uncertainty (± mV)
			(pH)	(mV)		
4, 7, 10	177.4800	4	4.00	177	0	0.58
	0.0000	7	7.00	0	0	0.58
	-177.4800	10	10.00	-177	0	0.58

Function : pH meter with electrode

Performing a three - buffer standard curve using buffer nominal pH (4,7,10)

Adjustment Curve at nominal pH	Standard Buffer (pH)	UUC Reading (pH)	Correction (pH)	Uncertainty (± pH)
4, 7, 10	4.008	4.00	0.01	0.0097
	6.987	7.00	-0.01	0.011
	10.010	10.00	0.01	0.014

Remark

UUC : Unit Under Calibration

This result of calibration was found accurate as shown on date and place of calibration only.

This reported uncertainty of measurement was based on a standard uncertainty multiplied by a coverage factor $k = 2$, providing a level of confidence of approximately 95%

- o o o -



Certificate of Calibration

Certificate No. : 67-400505-2

Page : 1 of 2

Submitted by : M E T Company Limited
36/659 Moo 6, T.Bangrakpattana, A.Bangbuatong, Nonthaburi 11110

Equipment : Temperature controlled enclosure (Oven)
Manufacturer : Binder Model : ED53
Range : N/A °C Resolution : 1 °C
Serial No. : 13-07419 ID No. : MET-OV02/57

Environment : On site calibration was carried out at the Laboratory, M E T Company Limited
Ambient Temperature : (30.0 to 31.0) °C
Relative Humidity : (50 to 55) %
Line Voltage : (210.0 to 210.8) V

Date of Received : 20 August 2024

Date of Calibration : 20 August 2024

Date of Issue : 21 August 2024

Calibrated by : Permpon Chanpu

Calibration Method : CAL-M4004, TLAS G-20

The temperature scale used was based on ITS-90

Reference Standard Instruments : This certification is traceable to the International System of Units
Standard Digital Thermometer with Thermocouple probe

ID No.	Cert. No.	Due Date	Traceability
400029 & 400030	67-400246-1	25 Oct 2024	National Institute of Metrology Thailand (NIMT)

Approved by :

Supervisor

The Uncertainties are for a confidence probability of approximately 95%

This certificate may not be reproduced other than in full except with the prior written approval of the Calibratech Co.,Ltd.



Certificate of Calibration

Certificate No. : 67-400505-2

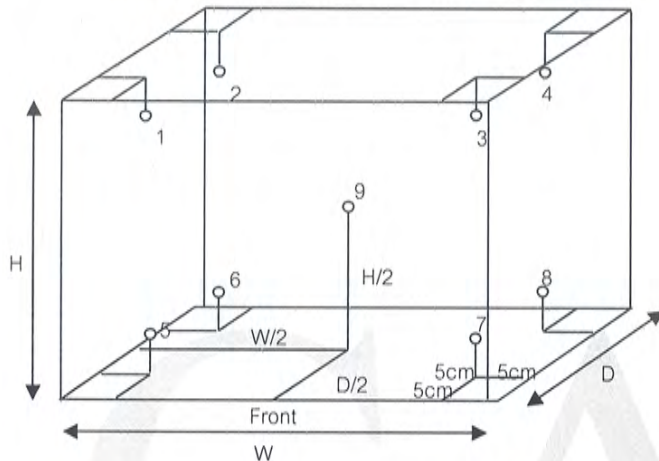
Page : 2 of 2

Result of Calibration : Without Adjustment

UUC Condition As-Received : Good

Function : Temperature measurement

This instrument was setting air ventilation at position 0 (close)



Inside of Chamber

W = 0.40 m

D = 0.33 m

H = 0.40 m

Capacity = 0.05 m³

Test Point (°C)	Setting Temperature (°C)	Indicating Temperature (°C)	Measured Temperature (°C) @ Sensor No.									Uncertainty (± °C)
			1	2	3	4	5	6	7	8	9	
104	110	110	103.4	105.0	104.8	105.0	104.1	103.8	104.2	104.4	104.2	0.96
180	184	184	179.3	182.0	180.1	180.6	180.1	180.4	180.0	180.7	179.9	1.3

Test Point (°C)	Setting Temperature (°C)	Indicating Temperature (°C)	Measured Uniformity (°C)	Measured Stability (°C)	Overall Variation (°C)
104	110	110	1.1	0.3	2.0
180	184	184	2.5	0.4	3.3

Remark The uncertainty is not combine uniformity of the air chamber

This result of calibration was found accurate as shown on date and place of calibration only.

This reported uncertainty of measurement was based on a standard uncertainty multiplied by a coverage factor $k = 2$, providing a level of confidence of approximately 95%

- o0o -



Certificate of Calibration

Certificate No. : 67-400505-1

Page : 1 of 2

Submitted by : M E T Company Limited

36/659 Moo 6, T.Bangrakpattana, A.Bangbuatong, Nonthaburi 11110

Equipment : Temperature controlled enclosure (Oven)

Manufacturer : Memmert

Model : UM 100

Range : N/A °C

Resolution : 0.1 °C

Serial No. : b197.0985

ID No. : MET-OV01/46

Environment : On site calibration was carried out at the Laboratory, M E T Company Limited

Ambient Temperature : (30.0 to 31.0) °C

Relative Humidity : (50 to 55) %

Line Voltage : (210.0 to 210.8) V

Date of Received : 20 August 2024

Date of Calibration : 20 August 2024

Date of Issue : 21 August 2024

Calibrated by : Permpon Chanpu

Calibration Method : CAL-M4004, TLAS G-20

The temperature scale used was based on ITS-90

Reference Standard Instruments : This certification is traceable to the International System of Units

Standard Digital Thermometer with Thermocouple probe

<u>ID No.</u>	<u>Cert. No.</u>	<u>Due Date</u>	<u>Traceability</u>
400029 & 400032	67-400247-1	26 Oct 2024	National Institute of Metrology Thailand (NIMT)

Approved by :

Supervisor

The Uncertainties are for a confidence probability of approximately 95%

This certificate may not be reproduced other than in full except with the prior written approval of the Calibratech Co.,Ltd.



Certificate of Calibration

Certificate No. : 67-400505-1

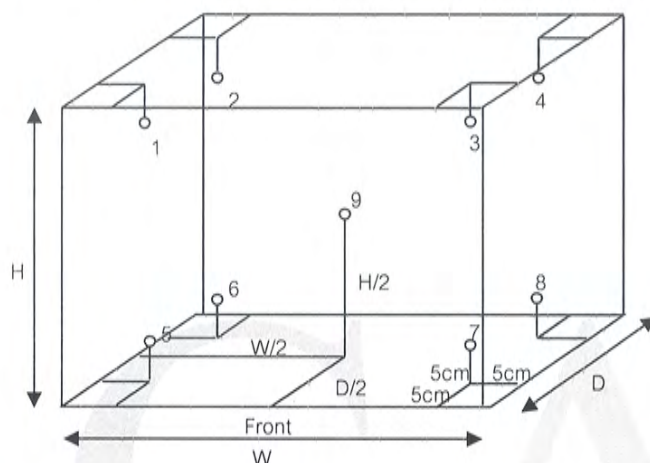
Page : 2 of 2

Result of Calibration : Without Adjustment

UUC Condition As-Received : Good

Function : Temperature measurement

This instrument was setting air ventilation at position 0 (close)



Inside of Chamber

W = 0.32 m

D = 0.18 m

H = 0.24 m

Capacity = 0.01 m³

Test Point (°C)	Setting Temperature (°C)	Indicating Temperature (°C)	Measured Temperature (°C) @ Sensor No.									Uncertainty (± °C)
			1	2	3	4	5	6	7	8	9	
180.0	180.0	180.0	181.6	181.2	181.9	180.7	180.7	181.9	179.2	179.1	180.8	0.95

Test Point (°C)	Setting Temperature (°C)	Indicating Temperature (°C)	Measured Uniformity (°C)	Measured Stability (°C)	Overall Variation (°C)
180.0	180.0	180.0	1.9	0.2	3.1

Remark The uncertainty is not combine uniformity of the air chamber

This result of calibration was found accurate as shown on date and place of calibration only.

This reported uncertainty of measurement was based on a standard uncertainty multiplied by a coverage factor $k = 2$, providing a level of confidence of approximately 95%

- o0o -



Certificate of Calibration

Certificate No. : 67-400505-5

Page : 1 of 2

Submitted by : M E T Company Limited

36/659 Moo 6, T.Bangrakpattana, A.Bangbuatong, Nonthaburi 11110

Equipment : Temperature controlled enclosure (Incubator)

Manufacturer : M-LAB

Model : BIC-140

Range : N/A °C

Resolution : 0.1 °C

Serial No. : 240412

ID No. : MET-BI01/55

Environment : On site calibration was carried out at the Laboratory, M E T Company Limited

Ambient Temperature : (26.0 to 26.5) °C

Relative Humidity : (40 to 45) %

Line Voltage : (210.0 to 210.8) V

Date of Received : 20 August 2024

Date of Calibration : 20 August 2024

Date of Issue : 21 August 2024

Calibrated by : Permpoon Chanpu

Calibration Method : CAL-M4004, TLAS G-20

The temperature scale used was based on ITS-90

Reference Standard Instruments : This certification is traceable to the International System of Units

Standard Digital Thermometer with RTD Probe

ID No.

Cert. No.

Due Date

Traceability

400029 & 400043

67-400245-1

27 Oct 2024

National Institute of Metrology Thailand (NIMT)

Approved by :

Supervisor

The Uncertainties are for a confidence probability of approximately 95%

This certificate may not be reproduced other than in full except with the prior written approval of the Calibratech Co.,Ltd.



Certificate of Calibration

Certificate No. : 67-400505-5

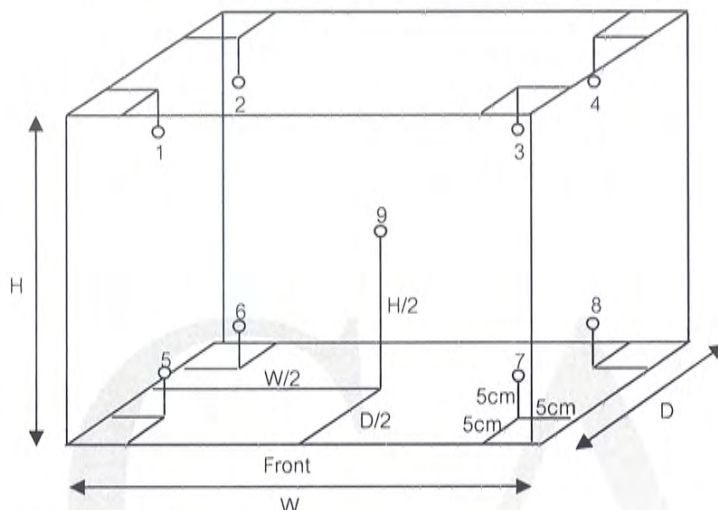
Page : 2 of 2

Result of Calibration : Without Adjustment

UUC Condition As-Received : Good

Function : Temperature measurement

This instrument was setting air ventilation at position 0 (close)



Inside of Chamber

W = 0.37 m

D = 0.33 m

H = 1.14 m

Capacity = 0.14 m³

Test Point (° C)	Setting Temperature (° C)	Indicating Temperature (° C)	Measured Temperature (° C) @ Sensor No.									Uncertainty (± ° C)
			1	2	3	4	5	6	7	8	9	
20.0	20.0	20.0	19.77	19.63	19.60	19.50	20.50	20.34	20.20	19.86	20.04	0.33

Test Point (° C)	Setting Temperature (° C)	Indicating Temperature (° C)	Measured Uniformity (° C)	Measured Stability (° C)	Overall Variation (° C)
20.0	20.0	20.0	0.58	0.06	1.07

Remark The uncertainty is not combine uniformity of the air chamber

This result of calibration was found accurate as shown on date and place of calibration only.

This reported uncertainty of measurement was based on a standard uncertainty multiplied by a coverage factor $k = 2$, providing a level of confidence of approximately 95%

- o0o -



Certificate of Calibration

Equipment:	COD Reactor	Certificate No.:	C17240180
Model:	DB1602	Issued Date:	29 October 2024
Serial No. (or ID.):	0169	Job No.:	WO-00047579
Manufacturer:	M-LAB	Page:	1 of 4
Condition:	In Condition		
Covers: Open (Max)	Locations heating Block: Single		

Customer: M E T CO.,LTD.
36/659 Moo 6, Tambol Bangrakpattana,
Amphur Bangbuathong, Nonthaburi 11110 Thailand.

Environment Condition:

Temperature:	28 °C	±	0.9 °C
Humidity:	58 %RH	±	5.1 %RH
Voltage:	229 VAC	±	3.9 VAC

Calibration Place: M E T CO.,LTD. (Laboratory Room)
36/659 Moo 6, Tambol Bangrakpattana,
Amphur Bangbuathong, Nonthaburi 11110 Thailand.

Calibration By: Mr. Nakarin Ruenros
Calibration Date: 28 October 2024
The Method used: In house method, CAL-WI-59, base on Direct Measurement with Standard Thermometer
Traceability: This certificate is traceable to the SI Units maintained by National Institute of Metrology (NIMT), Thailand through DKSH Technology Limited.
Certificate No. C10240016


Person in charge

Authorized signatory

This certificate is issued the units of measurement according to the International System of Units (SI). It provides traceability of measurement to international or national standard or other recognized national standard laboratories.

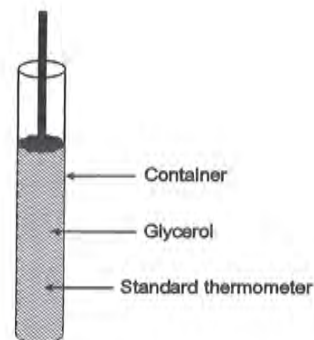
The measurement uncertainty stated is the expanded uncertainty which is obtained from the standard uncertainty multiplied by the coverage factor ($k=2$) to provide a level of confidence of approximately 95%. It is determined in accordance with the Guide to Expression of Uncertainty in Measurement (GUM).

These results may be affected by deviations from specified conditions. The results relate only to the items tested, calibrated or sampled. The report shall not be reproduced except in full without approval of DKSH Technology Limited.



Top view

Location of standard



Sample test

Standard Installation Locations

The standard thermometer touches the lower end of the boring

Definitions

Indicating Temperature:

The average reading of indicating device which forms the integral part of the unit under calibration.

Measured Temperature:

The average reading of standards at any positions or location.

Measured Stability:

The one-half of greatest maximum difference of measured temperatures at any one probe.

Calibration Results:
Before Adjustment

Locations heating Block:	Setting (°C)	Unit Under Calibration (°C)
<u>Single</u>	150.0	150.0

Location heating Block:	A1	A2	A3	A4	A5
Measured Temperature (°C)	146.78	146.54	146.81	147.54	146.45

Location heating Block:	B1	B2	B3	B4	B5
Measured Temperature (°C)	145.67	147.87	146.52	148.41	147.12

Location heating Block:	C1	C2	C3	C4	C5
Measured Temperature (°C)	145.90	147.99	149.21	147.88	146.56

Location heating Block:	D1	D2	D3	D4	D5
Measured Temperature (°C)	147.16	147.34	148.23	148.09	146.65

Location heating Block:	E1	E2	E3	E4	E5
Measured Temperature (°C)	146.31	148.42	148.67	148.26	147.45

Calibration Results:

After Adjustment

Measured temperature at the spread locations:

Locations heating Block:	Setting (°C)	Unit Under Calibration (°C)
Single	150.0	150.0

Location heating Block:	Measured Temperature (°C)	Correction of UUC (°C)	Uncertainty (\pm °C)
A1	149.74	-0.26	0.30
A2	149.00	-1.00	0.31
A3	149.61	-0.39	0.30
A4	149.65	-0.35	0.31
A5	150.15	0.15	0.31
B1	149.34	-0.66	0.30
B2	151.09	1.09	0.31
B3	149.19	-0.81	0.33
B4	150.76	0.76	0.33
B5	149.58	-0.42	0.31
C1	148.85	-1.15	0.31
C2	150.41	0.41	0.31
C3	151.36	1.36	0.32
C4	150.02	0.02	0.34
C5	148.94	-1.06	0.34
D1	148.79	-1.21	0.31
D2	149.79	-0.21	0.32
D3	150.77	0.77	0.30
D4	150.52	0.52	0.30
D5	149.34	-0.66	0.32
E1	150.36	0.36	0.31
E2	150.27	0.27	0.30
E3	150.30	0.30	0.31
E4	150.79	0.79	0.32
E5	150.28	0.28	0.30

Characterization of the unit under calibration:

Locations heating Block	Desired	Unit Under Calibration (°C)		Measured Temperature (°C)
	(°C)	Setting	Reading	Stability (\pm °C)
Single	150.0	150.0	150.0	0.14

The End of Certificate

ใบตรวจสอบสภาพเครื่องควบคุมอุณหภูมิ

เลขที่ใบงาน: WO-00047579

ชนิดเครื่องมือ: COD Reactor

รุ่น: DB1602

หมายเลขเครื่อง: 0169

ตรวจสอบ (รับ)		รายการตรวจเช็ค	ตรวจสอบ (ส่ง)		หมายเหตุ
28 Oct 2024			28 Oct 2024		
ปกติ	ไม่ปกติ		ปกติ	ไม่ปกติ	
		General			
<input checked="" type="checkbox"/>	<input type="checkbox"/>	1. สายไฟ	<input checked="" type="checkbox"/>	<input type="checkbox"/>	
<input checked="" type="checkbox"/>	<input type="checkbox"/>	2. การทำงาน Main Switch	<input checked="" type="checkbox"/>	<input type="checkbox"/>	
<input checked="" type="checkbox"/>	<input type="checkbox"/>	3. การทำงาน Selector Key	<input checked="" type="checkbox"/>	<input type="checkbox"/>	
<input checked="" type="checkbox"/>	<input type="checkbox"/>	4. การแสดงผล Display	<input checked="" type="checkbox"/>	<input type="checkbox"/>	
<input checked="" type="checkbox"/>	<input type="checkbox"/>	5. สภาพ Hole	<input checked="" type="checkbox"/>	<input type="checkbox"/>	
<input checked="" type="checkbox"/>	<input type="checkbox"/>	6. สภาพฝาปิด	<input checked="" type="checkbox"/>	<input type="checkbox"/>	
<input checked="" type="checkbox"/>	<input type="checkbox"/>	7. สภาพตัวเครื่อง	<input checked="" type="checkbox"/>	<input type="checkbox"/>	
<input checked="" type="checkbox"/>	<input type="checkbox"/>	8. สภาพแวดล้อม ณ สถานที่ตั้งเครื่อง	<input checked="" type="checkbox"/>	<input type="checkbox"/>	

ข้อเสนอแนะ :


Service Engineer

Service No. _____

Customer Name	Instrument	Serial Number	Service Date
<p>Tel:</p> <p>Fax:</p>			

2.1 Cooling water (If it connected)	OK	NOT OK	Remark
- Temperature 15 – 20 °C			
- Cooling water inlet			
- Cooling water outlet			
- Control Temperature			

2.2 Cleaning	DONE	NOT DONE	Remark
- Outside Instrument			
- Inside Instrument			
- Splash protector			
- Condenser			



Preventive Maintenance Kjeldahl

2.3 Visual Test	OK	NOT OK	Remark
- Screw Coupling (between splash protector and condenser)			
- Condenser			
- Splash protector			
- Hypalon connection (connection tube)			
- Rubber bung			
- Ventilation valve			
- PTFE tube			
- Cooling water inlet			
- Cooling water outlet			
- Magnetic valve			

2.4 System control	OK	NOT OK	Remark
- Key board			
- Display			
- Program			
- Adding H ₂ O			
- Adding NaOH			
- Adding H ₃ BO ₃			
- Aspiration			

Preventive Maintenance Kjeldahl



2.5 System Distillation	OK	NOT OK	Remark
- Boiler			
- Water level sensor			
- One way valve			
- Pressure switch			
- Thermostat			
- Steam valve1 (Y4)			
- Steam valve2 (Y5)			
- Drain valve (Y3)			
- Water 3/2 way valve (Y1)			

2.6 Hose	OK	NOT OK	Remark
- Unisil hose			
- Hypalon hose			
- Drain hose			
- Viton hose			
- Silicone hose			

2.7 Diaphragm pump	OK	NOT OK	Remark
- Diaphragm pump for H ₂ O			
- Diaphragm pump for NaOH			
- Diaphragm pump for H ₃ BO ₃			

2.8 Program test	OK	NOT OK	Remark
- Distillation			
- Aspiration			
- Preheating			
- Cleaning			



Preventive Maintenance Kjeldahl

3. Function Test

Addition H ₂ O	0 ml	Reaction time	0 min
Addition NaOH	0 ml	Distillation time	5 min
Addition H ₃ BO ₃	0 ml	Steam capacity	100%
		Aspiration	SAM

Result: Water in receiving vessel now approximately _____ ml, _____ ml

4. Summary



All specifications OK	Specification not OK

Comments

Signature BUCHI

- Service by _____ Date _____

- Approve by _____ Date _____



Optima8000 Preventive Maintenance Report

Company Name: MET Company Limited.


Instrument Location: 36 659 Soi Mu Ban Monwadi Park 6,
Bang Rak Phatthana, Bang Bua Thong District, Nonthaburi 11110

Instrument Serial No.: 078S1407053C

Date: 02-Dec-2024

ICP-OES/Optima8000 Preventive Maintenance (PM)

Company Name:	MET Company Limited.		
Address (Instrument Location):	Bang Rak Phatthana, Bang Bua Thong District, Nonthaburi 11110		
Serial Number:	078S1407053C	PM Number:	1 of 2
Customer Name (if applicable):	K. Sasithon	Telephone Number:	065 850 0726
Service Engineer Name:	Khwanchai	Service Order Number:	WO-02950877
Date PM Performed: (DD-MMM-YYYY)	02-Dec-2024	Next PM Due Date: (DD-MMM-YYYY)	02-Jun-2025
Standard Labor Hours to Complete PM :		4 hours	

Part Number	Release	Publication Date	
09370140 Rev.5	A	January 2018	

Scope

The purpose of this PM is to ensure the continued functionality of the PerkinElmer/Optima8000 by inspecting and replacing any worn or damaged parts. This service should only be performed by a trained representative of PerkinElmer.

The customer should save their method before the PM begins.

General Instructions:

The customer must provide the engineer operational data to demonstrate recent instrument performance prior to starting the PM. Always check with the customer before making any changes that may affect the customer's analysis or calibration, including a current back-up of system software and/or data files. The completed document should be signed by an authorized PerkinElmer and customer representative and left with the customer. Update the PM sticker and instrument logbook as required.

Copyright Information

This document contains proprietary information that is protected by copyright. All rights are reserved. No part of this publication may be reproduced in any form whatsoever or translated into any language without the prior, written permission of PerkinElmer, Inc. **Copyright © 2013 PerkinElmer, Inc.**

Trademarks

Registered names, trademarks, etc. used in this document, even when not specifically marked as such, are protected by law. PerkinElmer is a registered trademark of PerkinElmer, Inc. All other trademarks and registered trademarks not owned by PerkinElmer, Inc. or its subsidiaries that are depicted herein are the property of their respective owners.

Except as specifically set forth in its terms and conditions of sale, PerkinElmer makes no Warranty of any kind with regard to this document, including, but not limited to, the implied warranties of merchantability and fitness for a particular purpose.

PerkinElmer shall not be liable for incidental or consequential damages in connection with the furnishing or use of this document.

Component List

Component / Specific Model	Serial #	Configuration Notes
Optima8000	078S1407053C	Winlab V 5.5.0.0714
S10 Autosampler		

Parts Lists

Parts Included with the PM		
Part Number (if applicable)	Description	Quantity
09995098	Air Filter-Spectrometer	1
N077520	Air Filter-RF Generator	1
09992731	Axial Window	1
B0810377	Radial Window	1
N0770438	O-ring kit, injector support adapter	1
N0780437	O-ring kit, torch	1

Additional Reagents and Standards Required for PM				
Part Number (if applicable)	Description	Quantity	Batch/Lot #	Expiration Date: (MM/YY)
N0691579	Multi-Element Standard (N069-1579 diluted 10X)	1	62-162CRX1	12/25
N9300221	Instrument Calibration-4 (N9300221 diluted 100X)	1	61-190CRY1	08/25

Procedure Checklist

Use (✓) to check off those steps in the checklist that have been completed.

1. General:

- ✓ Ask customer about unit's performance since last visit.
- ✓ Check incoming AC line voltage under load for proper levels and grounding.
- ✓ Is the instrument operational?

2. Mechanical:

- ✓ Inspect and clean all fans and filters.
- ✓ Inspect and replace torch components and necessary.

Torch Components Replaced: ☐ Yes ☒ No

If yes, list components replaced:

- ✓ Inspect all tubing for signs of cracking or leaking and replace as necessary.

Tubing Replaced: ☒ Yes ☐ No

If yes, list tubing replaced:

- ✓ Inspect the peristaltic pump for proper operation.
- ✓ Check and adjust if necessary, the external nitrogen, argon shear gas and water supply pressures.
- ✓ Check and adjust if necessary, the internal nitrogen, main argon, torch argon and shear gas pressures

Regulator	Measured Pressure	Set Pressure
Nitrogen	N/A	NA (calibrated in Factory)
Main Argon	76	76psig
Torch Argon	67	67psig
Shear Gas	65	65psig
Water	35	35psi

- ✓ Check the shear gas nozzle for blockages and proper, uniform flow.
- ✓ Inspect nitrogen Hi/Low purge and shear gas solenoids for proper function.
- ✓ Inspect the function of all spectrometer motors. Drive the motors from the Spectrometer DCM. Check all motors, couplings, set screws, gears or drive assembly located on the spectrometer (prism/grating wavelength drives, slits, shutter, DV mirror, X/Y mirror) if problems are found.
- ✓ Perform preventative maintenance on the chiller as required. Make the customer aware of the importance of maintaining the chiller fluid level and filter replacement.
- ✓ Drain air compressor surge tank.
- ✓ Clean exterior of instrument.

3. Electrical:

- ☒ Visually inspect all PC boards for cleanliness and signs of corrosion.
 - ☒ Check all RF generator and spectrometer power supply voltages.
 - ☒ Run instrument diagnostic checks from the appropriate Device Control Module.

RF Generator:

- ☒ Check the RF generator status screens.
- ☒ Check the function of all interlocks.

Spectrometer:

- ☒ Check the spectrometer status screens.
- ☒ Check for proper function of all motors from the Motor Control window.

4. Optical:

- ☒ Check the neon lamp for proper operation.
- ☒ Ensure that neon initialization passes at power up.
- ☒ Ensure that there is a single, well defined peak of sufficient intensity (approximately 15,000 to 60,000 cts.) for the 703.241nm neon line viewed in the DCM Collect Spectra window. Re-generate the neon correction table if problems are encountered. If problems are still exhibited after the table is re-generated, replace the neon lamp assembly.

Neon Lamp Replaced: ☐Yes ☒No

- ☒ Perform the Initialize Optics routine from the Spectrometer Control window.
- ☒ Insure that the routine passes with no error codes. If it fails, run a manual prism scan from the spectrometer DCM.
- ☒ Insure the Dark Current measurement (Detector Calibration) passes at initialization.
- ☒ Check the shutter home sensor position.
- ☒ Check prism/electronics temperature sensor readback values from the DCM. It is normal for these readings to be shown in red. A typical prism temperature is approximately 29.5 degree C. A typical electronics temperature is approximately 35 degree C.
- ☒ Check the detector temperature from the DCM for -7.0 to -8.5 degree C. If outside of this range the detector cooling fan may not be operational. Further inspection may be necessary.
- ☒ Inspect for proper function of the transfer optics. 1) shutter 2) DV mirror 3) X/Y mirror.
- ☒ Clean or replace the axial and radial view windows as necessary.

Axial Window Replaced: ☒Yes ☐No
Radial Window Replaced: ☒Yes ☐No

5. Post PM Performance Tests:

- ☒ Perform View Align.

5.1 Spectral Resolution:

- ☒ Measure the spectrometers ability to separate two adjacent wavelengths.

Parameter	Specification	Test Result	Pass/Fail
As 193.696 - Resolution	≤0.009	0.00694	Passed
Ni 231.604 - Resolution	≤0.011	0.00847	Passed
Ni 341.476 - Resolution	≤0.015	0.01234	Passed
Ba 455.403 - Resolution	≤0.020	0.01552	Passed

5.2 Precision:

- ☒ Test for reproducibility of a set of measurement.

Parameter	Specification	Test Result	Pass/Fail
Zn 213.856	%RSD ≤ 1 %	0.99	Passed
Mg 280.856	%RSD ≤ 1 %	0.68	Passed
Mg 285.207	%RSD ≤ 1 %	0.27	Passed
Ba 455.403	%RSD ≤ 1 %	0.23	Passed

5.3 Mn BEC:

- ☒ Run Axial and Radial BEC according to the A&T spec, or the commissioning test procedure.

Mn Background Equivalent Concentration:

Method "MnBEC" For Samples "IB (2%HNO3)" and "IS (N069-1579/10)", record intensities.

Calculated BEC: $BEC = (IB * Conc\ of\ Std) / (IS - IB)$. Where Conc of Std = 1,000 PPB

Element	Mode	Conc.	IB	IS	
Mn 257.610	Radial	1,000 ppb	13533.7	651501.9	
Mn 257.610	Axial	1,000 ppb	79071.6	4397761.7	
Mn 257.610	IB*Conc.	IS - IB	BEC	Spec	Pass/Fail
Radial	13533700	637968.2	21.21	<30 PPB	Passed
Axial	79071600	4318690.1	18.31	<30 PPB	Passed

6. Review:

- ☒ Review with the customer PM work performed.
- ☒ Discuss recommended customer supplied materials to have on hand.
- ☒ Attach PM sticker.

Additional Comments

Additional Comments Regarding the PM



Review

The preventive maintenance checks and if applicable performance tests for ICP-OES/Optima8000 have been completed.

This ICP-OES/Optima8000 Passes ☒ Fails ☐ the preventive maintenance.

Review of Preventive Maintenance:

Authorized PerkinElmer Representative:

Date:

02-Dec-2024

(DD-MMM-YYYY)

Authorized Customer Representative:

Date:

02-Dec-2024

(DD-MMM-YYYY)



Certificate of Calibration

Equipment:	SPECTROPHOTOMETER	Certificate No.:	C06240454
Model:	SP-2100	Issued Date:	16 October 2024
Serial No. (or ID.):	KJ0G05083001 (MET-SP 01/46)	Job No.:	WO-00045898
Manufacturer:	HACH	Page:	1 of 2
Condition:	In Condition		

Customer: M E T CO.,LTD.
36/659 Moo 6, Tambol Bangrakpattana,
Amphur Bangbuathong, Nonthaburi 11110 Thailand.

Environment Condition:	Temperature	26.1	°C	±	0.2	°C
	Humidity	67.3	%RH	±	2.1	%RH

Calibration Place: M E T CO.,LTD. (Laboratory Room)
36/659 Moo 6, Tambol Bangrakpattana,
Amphur Bangbuathong, Nonthaburi 11110 Thailand.

Calibration By: Mr.Nattapat Rungrueang

Calibration Date: 16 October 2024

The Method used: In house method, CAL-WI-24, base on ASTM E 275-08 and ASTM E 387-04

Traceability: This certificate is traceable to the CRM maintained by National Institute of Standards and Technology (NIST) through Starna Scientific Limited.

The standard for Wavelength Certificate No. 113620 and 113619

The standard for Photometric Certificate No. 113650

Person in charge

Authorized signatory

This certificate is issued the units of measurement according to the International System of Units (SI). It provides traceability of measurement to international or national standard or other recognized national standard laboratories.

The measurement uncertainty stated is the expanded uncertainty which is obtained from the standard uncertainty multiplied by the coverage factor ($k=2$) to provide a level of confidence of approximately 95%. It is determined in accordance with the Guide to Expression of Uncertainty in Measurement (GUM).

These results may be affected by deviations from specified conditions. The results relate only to the items tested, calibrated or sampled. The report shall not be reproduced except in full without approval of DKSH Technology Limited.

บริษัท ดีเคเอสเอช เทคโนโลยี จำกัด

DKSH Technology Limited

2533 ถนนสุขุมวิท แขวงบางจาก เขตพระโขนง กรุงเทพมหานคร 10260

2533 Sukhumvit Road, Bangchak, Phrakhanong, Bangkok 10260

Phone: +66 2639 7000 Email: info.calibration@dksh.com Website: www.dksh.com/scientific-thailand

Calibration Results:
Without Adjustment

Wavelength Accuracy (nm), The spectral bandwidth of Std at 4 nm and UUC at 4 nm

Standard Wavelength	Unit Under Calibration	Correction	Uncertainty
334.22	335	-0.78	0.59
418.48	419	-0.52	0.59
536.90	536	0.90	0.59
637.94	637	0.94	0.59
748.28	748	0.28	0.59
879.70	879	0.70	0.59

Photometric Accuracy (Absorbance)

Wavelength	Standard absorbance	Unit Under Calibration	Correction	Uncertainty
420 nm	0.0000	0.007	-0.0070	0.0045
	0.5797	0.579	0.0007	0.0045
	0.7119	0.714	-0.0021	0.0045
	1.0124	1.015	-0.0026	0.0045
440 nm	0.0000	0.001	-0.0010	0.0045
	0.5634	0.564	-0.0006	0.0045
	0.7001	0.704	-0.0039	0.0045
	0.9955	1.002	-0.0065	0.0045
465 nm	0.0000	0.000	0.0000	0.0045
	0.5239	0.523	0.0009	0.0045
	0.6613	0.660	0.0013	0.0045
	0.9395	0.941	-0.0015	0.0045
546.1 nm	0.0000	0.000	0.0000	0.0045
	0.5212	0.518	0.0032	0.0045
	0.6977	0.692	0.0057	0.0045
	0.9927	0.985	0.0077	0.0045
590 nm	0.0000	0.000	0.0000	0.0045
	0.5548	0.552	0.0028	0.0045
	0.7732	0.767	0.0062	0.0045
	1.1021	1.093	0.0091	0.0045
635 nm	0.0000	0.000	0.0000	0.0045
	0.5621	0.560	0.0021	0.0045
	0.7629	0.758	0.0049	0.0045
	1.0873	1.081	0.0063	0.0045

ใบตรวจสอบสภาพเครื่องวัดสิ่งแวดล้อม

เลขที่ใบงาน: WO-00045898

ชนิดเครื่องมือ: SPECTROPHOTOMETER

รุ่น: SP-2100

หมายเลขเครื่อง: KJ0G05083001

ตรวจสอบ (รับ)		รายการตรวจเช็ค	ตรวจสอบ (ส่ง)		หมายเหตุ
16 Oct 2024			16 Oct 2024		
ปกติ	ไม่ปกติ		ปกติ	ไม่ปกติ	
		General			
<input checked="" type="checkbox"/>	<input type="checkbox"/>	1. ความสมบูรณ์เครื่อง	<input checked="" type="checkbox"/>	<input type="checkbox"/>	
<input checked="" type="checkbox"/>	<input type="checkbox"/>	2. ความสะอาด (ช่องใส่ตัวอย่าง, ภายใน-นอกเครื่อง)	<input checked="" type="checkbox"/>	<input type="checkbox"/>	
<input checked="" type="checkbox"/>	<input type="checkbox"/>	3. สวิทช์ ปิด – เปิด เครื่อง (On-Off Swicth)	<input checked="" type="checkbox"/>	<input type="checkbox"/>	
<input checked="" type="checkbox"/>	<input type="checkbox"/>	4. ปุ่มกด (Keypad)	<input checked="" type="checkbox"/>	<input type="checkbox"/>	
<input checked="" type="checkbox"/>	<input type="checkbox"/>	5. หน้าจอ (Display, Screen Contrast)	<input checked="" type="checkbox"/>	<input type="checkbox"/>	
		Spectrophotometer			
<input type="checkbox"/>	<input type="checkbox"/>	6. แรงดันไฟฟ้า (Battery Backup) >= 2.5 VDC	<input type="checkbox"/>	<input type="checkbox"/>	
<input type="checkbox"/>	<input type="checkbox"/>	7. ตัวหมุนเลือกความยาวคลื่น (Wavelength Control)	<input type="checkbox"/>	<input type="checkbox"/>	
<input checked="" type="checkbox"/>	<input type="checkbox"/>	8. ความยาวคลื่น (Wavelength Check)	<input checked="" type="checkbox"/>	<input type="checkbox"/>	
<input type="checkbox"/>	<input type="checkbox"/>	9. แหล่งกำเนิดแสง (UV < 3,000 hour)	<input type="checkbox"/>	<input type="checkbox"/>	
<input checked="" type="checkbox"/>	<input type="checkbox"/>	10. แหล่งกำเนิดแสง (Visible < 5,000 hour)	<input checked="" type="checkbox"/>	<input type="checkbox"/>	
<input checked="" type="checkbox"/>	<input type="checkbox"/>	11. ช่องวัดหลายตัวอย่าง (Carousel Module)	<input checked="" type="checkbox"/>	<input type="checkbox"/>	
		pH Meter and Conductivity Meter			
<input type="checkbox"/>	<input type="checkbox"/>	12. อิเล็กโทรด (Electrode and Connection Cable)	<input type="checkbox"/>	<input type="checkbox"/>	
<input type="checkbox"/>	<input type="checkbox"/>	13. ระดับสารละลายใน Electrode (Level KCl)	<input type="checkbox"/>	<input type="checkbox"/>	
<input type="checkbox"/>	<input type="checkbox"/>	14. ฝาปิดกันปลาย Electrode (Dust Protection Hood)	<input type="checkbox"/>	<input type="checkbox"/>	
<input type="checkbox"/>	<input type="checkbox"/>	15. ขาจับอิเล็กโทรด (Stand)	<input type="checkbox"/>	<input type="checkbox"/>	
		Turbidimeter			
<input type="checkbox"/>	<input type="checkbox"/>	16. ค่าความขุ่นที่ต่ำสุด (No Sample)	<input type="checkbox"/>	<input type="checkbox"/>	
<input type="checkbox"/>	<input type="checkbox"/>	17. ระดับการส่องสว่างของแสง (>= 2.5 ไม่เกิน 3.0)	<input type="checkbox"/>	<input type="checkbox"/>	
		Automatic titrator			
<input type="checkbox"/>	<input type="checkbox"/>	18. สภาพ Piston Burettes	<input type="checkbox"/>	<input type="checkbox"/>	
<input type="checkbox"/>	<input type="checkbox"/>	19. Function Rinsing and Dosing	<input type="checkbox"/>	<input type="checkbox"/>	
<input type="checkbox"/>	<input type="checkbox"/>	20. ระบบท่อสายยางและอุปกรณ์ประกอบ	<input type="checkbox"/>	<input type="checkbox"/>	

เพิ่มเติม/ข้อแนะนำ :

Service Engineer

Certificate of Calibration

Certificate No. : 67-300113-8

Page : 1 of 2

Submitted by : M E T Company Limited

36/659 Moo 6, T. Bangrakpattana, A. Bangbuatong, Nonthaburi 11110

Equipment : Burette

Manufacturer : Witeg

Class : B

Capacity : 50 ml

Graduation : 0.1 ml

ID No. : MET-BU50:01/64

Environment : Ambient Temperature : (20 ± 3) °C

Relative Humidity : (50 ± 10) %

Air Pressure : 1006.5 mbar.

Date of Received : 22 February 2024

Date of Calibration : 28 February 2024

Date of Issue : 28 February 2024

Calibrated by : Wipa Tovadee

Calibration Method : In-house method CAL-M3001 based on ASTM E 542-22

Reference Standard Instruments : This certification is traceable to the International System of Units

Electronic Balance

<u>ID No.</u>	<u>Cert. No.</u>	<u>Due Date</u>	<u>Traceability</u>
241003	66-200388-2	02 Jun 2024	National Institute of Metrology (Thailand) (NIMT)

Approved by :

Supervisor

The Uncertainties are for a confidence probability of approximately 95%

This certificate may not be reproduced other than in full except with the prior written approval of the Calibratech Co.,Ltd.



Certificate of Calibration

Certificate No. : 67-300113-8

Page : 2 of 2

Result of Calibration : This result of true Volume is referred to standard temperature at 20 °C

UUC Condition As-Received : Good

Delivery Time : 33.08 sec.

Nominal Volume (ml)	Measuring Volume (ml)
10	9.9977
30	29.9778
50	49.9898

Uncertainty of measurement with in \pm 0.011 ml

This result of calibration was found accurate as shown on date and place of calibration only.

This reported uncertainty of measurement was based on a standard uncertainty multiplied by a coverage factor $k = 2.00$,
providing a level of confidence of approximately 95%

- o0o -



CERTIFICATE OF CALIBRATION

Certificate No. : SP24-028

Page 1 of 5

Customer : United Analyst and Engineering Consultant Co.,Ltd. (Head Office)**Address :** 3 Soi Udomsuk 41, Sukhumvit Road, Bangchak, Phrakhanong, Bangkok 10260**Location of calibration :** Laboratory 315**Equipment :** UV-Vis Spectrophotometer**Manufacturer :** HITACHI**Model :** U-5100**Serial No. :** 23A4-008**ID No. :** UAE.WAS.010/2567**Received Date :** 10 September 2024**Calibration Date :** 10 September 2024**Issue Date :** 13 September 2024**Condition Instrument :** Good

Technical Manager

Quality Manager

The calibration result is applied only to the above calibrated item and was found accurate as shown on date and place of calibration only.

The measurement capability of the laboratory and its traceability to recognized national standards and to the unit of measurement realized at the corresponding national standards laboratory. This certificate may not be reproduced other than in full except with the prior written approval of the DQE Services Co., Ltd.

เอกสารไม่ควบคุม

REPORT OF CALIBRATION

Certificate No. : SP24-028

Page 2 of 5

Environment Condition : Ambient Temperature 25 ± 5 °CRelative humidity 55 ± 20 %RH**Calibration method :** In-house method CP-01 Based on ASTM E275-08**Certified Reference Materials :**

Material	Serial No.	Certificate No.	Due date
Absorbance Standard set	25760	115663	25 October 2025
Absorbance Standard set	25757	115638	25 October 2025
Wavelength Standard set	25806	115657	25 October 2025
Wavelength Standard set	25758	115665	25 October 2025

Traceability : This certification is traceable to the International System of Unit maintained at National -
Institute of Standards and Technology (NIST) through Starna Scientific Limited

Spectral Band Width of UUC : 5.0 nm.**Scan Speed of UUC :** 40**Scan Interval of UUC :** 0.1 nm.**Resolution of UUC :** Photometric 0.001 Abs.

Wavelength 0.1 nm.

REPORT OF CALIBRATION

Certificate No. : SP24-028

Page 3 of 5

Calibration Results : Without adjustment

Photometric Accuracy :

Wavelength (nm.)	CRMs Values (Abs)	UUC Reading (Abs)	Correction (Abs)	Uncertainty (Abs)	Coverage factor <i>k</i>
420	0.0000	0.000	0.0000	0.0028	2.00
	0.5780	0.575	0.0030	0.0031	2.00
	1.0484	1.044	0.0044	0.0029	2.00
	2.1876	2.190	-0.0024	0.0075	2.00
440	0.0000	0.000	0.0000	0.0028	2.00
	0.5595	0.557	0.0025	0.0034	2.00
	1.0239	1.021	0.0029	0.0035	2.00
	2.1230	2.121	0.0020	0.0079	2.00
465	0.0000	0.000	0.0000	0.0028	2.00
	0.5230	0.519	0.0040	0.0029	2.00
	0.9633	0.961	0.0023	0.0028	2.00
	1.9753	1.975	0.0003	0.0070	2.00
546.1	0.0000	0.000	0.0000	0.0028	2.00
	0.5181	0.515	0.0031	0.0031	2.00
	1.0002	0.997	0.0032	0.0033	2.00
	1.9973	1.996	0.0013	0.0085	2.00
590	0.0000	0.000	0.0000	0.0028	2.00
	0.5517	0.549	0.0027	0.0030	2.00
	1.0803	1.078	0.0023	0.0029	2.00
	2.0373	2.031	0.0063	0.0081	2.00
635	0.0000	0.000	0.0000	0.0028	2.00
	0.5591	0.557	0.0021	0.0031	2.00
	1.0518	1.049	0.0028	0.0029	2.00
	1.9274	1.923	0.0044	0.0080	2.00

เอกสารไม่ควบคุม

REPORT OF CALIBRATION

Certificate No. : SP24-028

Page 4 of 5

Photometric Accuracy :

Wavelength (nm.)	CRMs Values (Abs)	UUC Reading (Abs)	Correction (Abs)	Uncertainty (Abs)	Coverage factor <i>k</i>
235	0.0000	0.000	0.0000	0.0050	2.00
	0.7469	0.743	0.0039	0.0056	2.00
257	0.0000	0.000	0.0000	0.0050	2.00
	0.8674	0.862	0.0054	0.0059	2.00
313	0.0000	0.000	0.0000	0.0050	2.00
	0.2919	0.291	0.0009	0.0051	2.00
350	0.0000	0.000	0.0000	0.0050	2.00
	0.6430	0.639	0.0040	0.0055	2.00

REPORT OF CALIBRATION

Certificate No. : SP24-028

Page 5 of 5

Wavelength Accuracy :

CRMs Values (nm.)	UUC Reading (nm.)	Correction (nm.)	Uncertainty (nm.)	Coverage factor <i>k</i>
241.00	240.4	0.60	0.18	2.00
279.30	278.7	0.60	0.18	2.00
288.90	288.5	0.40	0.18	2.00
334.50	334.2	0.30	0.18	2.00
361.40	361.1	0.30	0.18	2.00
418.40	418.0	0.40	0.18	2.00
447.20	446.7	0.50	0.18	2.00
459.30	459.6	-0.30	0.18	2.00
537.00	536.6	0.40	0.18	2.00
638.00	637.4	0.60	0.18	2.00
441.29	440.8	0.49	0.18	2.00
479.88	479.6	0.28	0.18	2.00
513.75	513.5	0.25	0.18	2.00
528.59	528.6	-0.01	0.18	2.00
575.10	574.9	0.20	0.18	2.00
585.56	585.3	0.26	0.20	2.00
684.70	684.1	0.60	0.18	2.00
740.51	740.0	0.51	0.20	2.00
747.61	747.2	0.41	0.18	2.00
807.04	806.3	0.74	0.18	2.00
879.68	878.9	0.78	0.18	2.00

Remark : - UUC = Unit Under Calibration

- N/A = Not Available

- The result expanded uncertainty of measurement U is stated as the standard uncertainty of measurement multiplied by the coverage factor k ,

which for a normal distribution corresponds to a coverage probability of approximately 95%

- End of Certificate -

เอกสารไม่ควบคุม

FM-708-02 R01 1/11/2021

Request No. 25-67 / 0275

MTC. ACL.No. 358 / 67

CALIBRATION CERTIFICATE

NOMENCLATURE : 1. Atomic Absorption Spectrophotometer "Agilent Technologies"

Model AA240FS, Serial No. MY13160001

2. Working standard solution "Inorganic Ventures"

Multi Analyte Custom Grade Solution, Lot No. S2-MEB675610

SUBMITTED BY : United Analyst and Engineering Consultant Co., Ltd.

3 Soi Udomsuk 41, Sukhumvit Road, Bangchak, Prakanong, Bangkok 10260

CALIBRATION PROCEDURE : 1. Performance Verification of Atomic Absorption Spectrophotometer
(WI-500-02-30)

2. Estimation Uncertainty of Measurement in Analytical Chemistry (QP-513)

CALIBRATION RANGE: 0.02, 0.10, 0.30, 0.50, 0.70 mg/l at 228.8 nm.Cd, 0.10, 0.20, 0.30, 0.50, 0.70 mg/l at 357.9 nm.Cr,
0.05, 0.10, 0.30, 0.50, 0.70 mg/l at 324.7 nm.Cu, 0.10, 0.30, 0.50, 0.70, 1.00 mg/l at 248.3 nm.Fe,
0.20, 0.50, 0.70, 1.00, 1.50 mg/l at 217.0 nm.Pb, 0.05, 0.10, 0.30, 0.50, 0.70 mg/l at 279.5 nm.Mn,
0.10, 0.30, 0.50, 0.70, 1.00 mg/l at 232.0 nm.Ni, 0.05, 0.10, 0.30, 0.50, 0.70 mg/l at 213.9 nm.Zn

CALIBRATION DATE : 2 February 2024

REFERENCE MATERIAL : Traceable to NIST "Agilent Technologies", "CARLO ERBA"

Cadmium Lot No. 0006589926, Chromium Lot No. 0112384886, Copper Batch No. T117098A, Iron Batch No. T126087A,
Lead Lot No. 1227873, Manganese Batch No. T109228A, Nickel Batch No. T270178A, Zinc Batch No. T820140A

AMBIENT CONDITIONS : Temperature 25 ± 5 °C Relative humidity 50 ± 20 %

The Atomic Absorption Spectrophotometer has been calibrated against Reference Material traceable to National Institute of Standards and Technology (NIST) by The Analytical Chemistry Laboratory. The results are attached herewith.

Calibrated by Atipat
(Mr. Atipat Ratana)

Approved by Sul.Dt.
(Miss Sutadde Deawtong)

Director of Analytical Chemistry Laboratory

Ref. 2015267020100454001

Issued Date : 11 March 2024

The results relate only to the items tested/calibrated or value assigned.

Advertising the Report/Certificate and publicity of the results except in full are prohibited unless written permission is obtained from the governor of TISTR.

FM.BL.MTC.002 Rev.4

CALIBRATION DATA

1. Noise Level

Element	Cd	Cr	Cu	Fe	Pb	Mn	Ni	Zn
Absorbance	0.0006	0.0004	-0.0003	0.0001	-0.0011	-0.0005	0.0008	0.0004
	0.001	0.0017	-0.0009	0.0008	0.0001	0.0002	-0.0003	0.0007
	0.0006	0.0017	-0.0020	0.0005	0.0005	0.0004	0.0013	0.0014
	0.0001	0.0018	-0.0007	0.0005	0.0004	-0.0003	-0.0001	0.0010
	-0.0001	0.0019	-0.0014	0.0003	0.0010	0.0000	0.0002	-0.0001
	0.0011	0.0014	-0.0017	0.0009	-0.0008	0.0004	0.0006	0.0010
	-0.0002	0.0015	-0.0015	0.0003	0.0002	-0.0008	0.0009	0.0013
	0.0006	0.0012	-0.0001	0.0006	0.0008	0.0001	-0.0002	0.0013
	0.0008	0.0009	-0.0003	0.0003	0.0005	0.0002	0.0001	0.0007
	0.0012	0.0011	-0.0012	0.0008	0.0003	0.0004	0.0004	0.0013
	0.0003	0.0015	-0.0019	0.0001	-0.0002	0.0000	-0.0003	0.0003
	0.0005	0.0017	-0.0019	-0.0007	0.0000	-0.0007	0.0005	0.0005
	-0.0006	0.0016	0.0000	0.0006	-0.0001	0.0013	0.0006	0.0010
	0.0003	0.0011	-0.0002	0.0001	-0.0007	0.0009	0.0009	0.0002
	0.0003	0.0012	-0.0011	0.0007	-0.0003	-0.0003	0.0010	0.0009
	0.0004	0.0018	-0.0016	-0.0004	-0.0006	0.0008	0.0007	0.0007
	-0.0001	0.0018	-0.0018	0.0013	-0.0006	-0.0001	0.0014	0.0006
	0.0003	0.0017	-0.0001	0.0001	-0.0012	-0.0004	0.0001	0.0002
	0.0010	0.0018	-0.0007	0.0003	-0.0005	-0.0002	0.001	0.0003
	0.0004	0.0019	-0.0008	-0.0001	-0.0004	0.0003	0.0002	0.0008
Average Absorbance	0.000	0.001	-0.001	0.000	0.000	0.000	0.000	0.001

Continue 2 / 5

INDUSTRIAL METROLOGY AND TESTING SERVICE CENTRE

The results relate only to the items tested/calibrated or value assigned.

Advertising the Report/Certificate and publicity of the results except in full are prohibited unless written permission is obtained from the governor of TISTR.

FM.BL.MTC.002 Rev.4

Head Office

35 Mu 3 Tambon Khlong Ha, Amphoe Khlong Luang,
Changwat Pathumthani 12120, Thailand

Tel. (66) 0 2577 9000

Fax. (66) 0 2577 9009

E-mail : rumpai@tistr.or.th Website:www.tistr.or.th

Office/Laboratory

Soi 1C, Bangpoo Industrial Estate, Sukhumvit Road,
Amphoe Muang, Changwat Samutprakan 10280, Thailand

Tel. (66) 0 2323 1672-80 ext. 115, 116

Fax. (66) 0 2323 9165

E-mail : mtc@tistr.or.th

Office

196 Phahonyothin Road, Chatuchak, Bangkok 10900,
Thailand

Tel. (66) 0 2579 1121-30 ext. 5219, 5225, 5217

Fax. (66) 0 2519 8592

E-mail : sumalee@tistr.or.th

เอกสารไม่ควบคุม



Request No. 25-67 / 0275

2 / 5

MTC. ACL. No. 358 / 67

2. Precision

Element	Conc. (mg/l)	Absorbance										Ave. Abs.	SD	%RSD
Cd	0.02	0.0078	0.0076	0.0069	0.0075	0.0071	0.0070	0.0076	0.0074	0.0077	0.0067	0.007	0.0004	5.15
	0.30	0.1008	0.1007	0.0999	0.0997	0.1000	0.0996	0.1008	0.1002	0.1005	0.0999	0.100	0.0005	0.46
	0.70	0.2301	0.2306	0.2277	0.2305	0.2310	0.2295	0.2290	0.2293	0.2305	0.2296	0.230	0.0010	0.42
Cr	0.10	0.0094	0.0093	0.0093	0.0098	0.0094	0.0095	0.0090	0.0090	0.0094	0.0090	0.009	0.0003	2.75
	0.30	0.0241	0.0236	0.0221	0.0238	0.0231	0.0226	0.0231	0.0223	0.0230	0.0231	0.023	0.0006	2.75
	0.70	0.0500	0.0500	0.0500	0.0524	0.0499	0.0511	0.0509	0.0512	0.0515	0.0504	0.051	0.0008	1.63
Cu	0.05	0.0061	0.0062	0.0064	0.0061	0.0069	0.0069	0.0061	0.0062	0.0064	0.0061	0.006	0.0003	5.00
	0.30	0.0419	0.0411	0.0402	0.0407	0.0405	0.0404	0.0399	0.0400	0.0399	0.0400	0.040	0.0006	1.58
	0.70	0.0960	0.0960	0.0960	0.0959	0.0947	0.0955	0.0952	0.0952	0.0951	0.0955	0.096	0.0005	0.48
Fe	0.10	0.0096	0.0101	0.0103	0.0100	0.0099	0.0096	0.0106	0.0099	0.0105	0.0102	0.010	0.0003	3.38
	0.50	0.0424	0.0415	0.0428	0.0427	0.0421	0.0426	0.0413	0.0430	0.0421	0.0419	0.042	0.0006	1.33
	1.00	0.0830	0.0839	0.0847	0.0834	0.0832	0.0820	0.0839	0.0838	0.0837	0.0845	0.084	0.0008	0.92
Pb	0.20	0.0078	0.0074	0.0078	0.0078	0.0076	0.0078	0.0077	0.0078	0.0078	0.0077	0.008	0.0001	1.71
	0.70	0.0278	0.0273	0.0271	0.0267	0.0270	0.0264	0.0274	0.0273	0.0269	0.0269	0.027	0.0004	1.45
	1.50	0.0551	0.0548	0.0552	0.0555	0.0547	0.0546	0.0544	0.0544	0.0549	0.0547	0.055	0.0004	0.64
Mn	0.05	0.0116	0.0107	0.0110	0.0103	0.0108	0.0108	0.0112	0.0107	0.0109	0.0108	0.011	0.0003	3.15
	0.30	0.0650	0.0649	0.0649	0.0651	0.0646	0.0646	0.0649	0.0646	0.0640	0.0648	0.065	0.0003	0.48
	0.70	0.1463	0.1465	0.1459	0.1471	0.1475	0.1474	0.1487	0.1473	0.1462	0.1468	0.147	0.0008	0.56
Ni	0.10	0.0095	0.0100	0.0096	0.0103	0.0102	0.0096	0.0100	0.0095	0.0097	0.0096	0.010	0.0003	3.04
	0.50	0.0443	0.0433	0.0438	0.0444	0.0430	0.0437	0.0444	0.0437	0.0438	0.0434	0.044	0.0005	1.09
	1.00	0.0812	0.0820	0.0834	0.0829	0.0818	0.0829	0.0831	0.0835	0.0816	0.0819	0.082	0.0008	0.99
Zn	0.05	0.0374	0.0377	0.0373	0.0377	0.0374	0.0377	0.0373	0.0371	0.0371	0.0374	0.037	0.0002	0.61
	0.30	0.1985	0.1993	0.1975	0.1992	0.1979	0.1988	0.1995	0.1985	0.1974	0.2004	0.199	0.0009	0.47
	0.70	0.4027	0.4031	0.4019	0.4021	0.4023	0.3981	0.4042	0.4025	0.3993	0.3997	0.402	0.00	

Continue 3 / 5

INDUSTRIAL METROLOGY AND TESTING SERVICE CENTRE

The results relate only to the items tested/calibrated or value assigned.

Advertising the Report/Certificate and publicity of the results except in full are prohibited unless written permission is obtained from the governor of TISTR.

FM.BL.MTC.002 Rev.4

Head Office

35 Mu 3 Tambon Khlong Ha, Amphoe Khlong Luang,
Changwat Pathumthani 12120, Thailand

Tel. (66) 0 2577 9000

Fax. (66) 0 2577 9009

E-mail : rumpai@tistr.or.th Website:www.tistr.or.th

Office/Laboratory

Soi 1C, Bangpoo Industrial Estate, Sukhumvit Road,
Amphoe Muang, Changwat Samutprakan 10280, Thailand

Tel. (66) 0 2323 1672-80 ext. 115, 116

Fax. (66) 0 2323 9165

E-mail : mtc@tistr.or.th

Office

196 Phahonyothin Road, Chatuchak, Bangkok 10900,
Thailand

Tel. (66) 0 2579 5225, 5217

Fax. (66) 0 2579 8592

E-mail : sumalee@tistr.or.th

เอกสารไม่ควบคุม

Request No. 25-67 / 0275

3 / 5

MTC. ACL. No. 358 / 67

3. Trueness

3.1 Reading on wavelength- Cadmium(Cd) at 228.8 nm.

Element	Standard Value of RM (mg/l)	Reading (mg/l)	Error of Measurement (mg/l)	Error of Measurement (%)	Uncertainty (mg/l)
Cd	0.020	0.020	0.000	1.10	± 0.005
	0.301	0.301	0.000	0.11	± 0.005
	0.707	0.693	-0.013	1.85	± 0.008

3.2 Reading on wavelength- Chromium (Cr) at 357.9 nm.

Element	Standard Value of RM (mg/l)	Reading (mg/l)	Error of Measurement (mg/l)	Error of Measurement (%)	Uncertainty (mg/l)
Cr	0.1007	0.104	0.004	3.49	± 0.009
	0.3035	0.297	-0.006	2.11	± 0.012
	0.7071	0.685	-0.023	3.19	± 0.023

3.3 Reading on wavelength- Copper (Cu) at 324.7 nm.

Element	Standard Value of RM (mg/l)	Reading (mg/l)	Error of Measurement (mg/l)	Error of Measurement (%)	Uncertainty (mg/l)
Cu	0.051	0.047	-0.004	7.58	± 0.003
	0.303	0.296	-0.007	2.19	± 0.009
	0.704	0.698	-0.005	0.74	± 0.020

Continue 4 / 5

INDUSTRIAL METROLOGY AND TESTING SERVICE CENTRE

The results relate only to the items tested/calibrated or value assigned.

Advertising the Report/Certificate and publicity of the results except in full are prohibited unless written permission is obtained from the governor of TISTR.

FM.BL.MTC.002 Rev.4

Head Office

35 Mu 3 Tambon Khlong Ha, Amphoe Khlong Luang,
Changwat Pathumthani 12120, Thailand
Tel. (66) 0 2577 9000
Fax. (66) 0 2577 9009
E-mail : rumpai@tistr.or.th Website:www.tistr.or.th

Office/Laboratory

Soi 1C, Bangpoo Industrial Estate, Sukhumvit Road,
Amphoe Muang, Changwat Samutprakan 10280, Thailand
Tel. (66) 0 2323 1672-80 ext. 115, 116
Fax. (66) 0 2323 9165
E-mail : mtc@tistr.or.th

Office

196 Phahonyothin Road, Chatuchak, Bangkok 10900,
Thailand
Tel. (66) 0 2555 1306-1308, 5225, 5217
Fax. (66) 0 2579 8592
E-mail : sumalee@tistr.or.th

เอกสารไม่ควบคุม

Request No. 25-67 / 0275

4 / 5

MTC. ACL. No. 358 / 67

3.4 Reading on wavelength- Iron (Fe) at 248.3 nm.

Element	Standard Value of RM (mg/l)	Reading (mg/l)	Error of Measurement (mg/l)	Error of Measurement (%)	Uncertainty (mg/l)
Fe	0.100	0.104	0.005	4.60	± 0.014
	0.500	0.482	-0.018	3.55	± 0.016
	1.006	0.968	-0.038	3.75	± 0.029

3.5 Reading on wavelength- Lead (Pb) at 217.0 nm.

Element	Standard Value of RM (mg/l)	Reading (mg/l)	Error of Measurement (mg/l)	Error of Measurement (%)	Uncertainty (mg/l)
Pb	0.201	0.202	0.001	0.34	± 0.014
	0.706	0.719	0.012	1.73	± 0.030
	1.513	1.459	-0.054	3.57	± 0.061

3.6 Reading on wavelength- Manganese (Mn) at 279.5 nm.

Element	Standard Value of RM (mg/l)	Reading (mg/l)	Error of Measurement (mg/l)	Error of Measurement (%)	Uncertainty (mg/l)
Mn	0.0505	0.050	0.000	0.83	± 0.005
	0.3031	0.306	0.003	1.12	± 0.007
	0.7023	0.698	-0.004	0.62	± 0.011

Continue 5 / 5

INDUSTRIAL METROLOGY AND TESTING SERVICE CENTRE

The results relate only to the items tested/calibrated or value assigned.

Advertising the Report/Certificate and publicity of the results except in full are prohibited unless written permission is obtained from the governor of TISTR.

FM.BL.MTC.002 Rev.4

Head Office

35 Mu 3 Tambon Khlong Ha, Amphoe Khlong Luang,
Changwat Pathumthani 12120, Thailand
Tel. (66) 0 2577 9000
Fax. (66) 0 2577 9009
E-mail : rumpai@tistr.or.th Website:www.tistr.or.th

Office/Laboratory

Soi 1C, Bangpoo Industrial Estate, Sukhumvit Road,
Amphoe Muang, Changwat Samutprakan 10280, Thailand
Tel. (66) 0 2323 1672-80 ext. 115, 116
Fax. (66) 0 2323 9165
E-mail : mtc@tistr.or.th

Office

196 Phahonyothin Road, Chatuchak, Bangkok 10900,
Thailand
Tel. (66) 0 2522 5225, 5217
Fax. (66) 0 2579 8592
E-mail : sumalee@tistr.or.th

เอกสารไม่ควบคุม

Request No. 25-67 / 0275

5 / 5

MTC. ACL. No. 358 / 67

3.7 Reading on wavelength- Nickel (Ni) at 232.0 nm.

Element	Standard Value of RM (mg/l)	Reading (mg/l)	Error of Measurement (mg/l)	Error of Measurement (%)	Uncertainty (mg/l)
Ni	0.101	0.098	-0.003	2.90	± 0.013
	0.508	0.502	-0.006	1.16	± 0.018
	1.012	0.962	-0.051	5.02	± 0.032

3.8 Reading on wavelength- Zinc (Zn) at 213.9 nm.

Element	Standard Value of RM (mg/l)	Reading (mg/l)	Error of Measurement (mg/l)	Error of Measurement (%)	Uncertainty (mg/l)
Zn	0.050	0.045	-0.005	9.39	± 0.013
	0.303	0.324	0.021	7.04	± 0.013
	0.707	0.675	-0.032	4.52	± 0.019

Remark : The reported uncertainty is an expanded uncertainty calculated using a coverage factor of 2 ($k = 2$)
which gives a level of confidence of approximately 95%

Calibrated by



Approved by

(Miss Su



Director of Analytical Chemistry Laboratory

Issued Date : 11 March 2024

INDUSTRIAL METROLOGY AND TESTING SERVICE CENTRE

End of Certificate

The results relate only to the items tested/calibrated or value assigned.

Advertising the Report/Certificate and publicity of the results except in full are prohibited unless written permission is obtained from the governor of TISTR.

FM.BL.MTC.002 Rev.4

Head Office

35 Mu 3 Tambon Khlong Ha, Amphoe Khlong Luang,
Changwat Pathumthani 12120, Thailand

Tel. (66) 0 2577 9000

Fax. (66) 0 2577 9009

E-mail : rumpai@tistr.or.th Website:www.tistr.or.th

Office/Laboratory

Soi 1C, Bangpoo Industrial Estate, Sukhumvit Road,
Amphoe Muang, Changwat Samutprakan 10280, Thailand

Tel. (66) 0 2323 1672-80 ext. 115, 116

Fax. (66) 0 2323 9165

E-mail : mtc@tistr.or.th

Office

196 Phahonyothin Road, Chatuchak, Bangkok 10900,
Thailand

Tel. (66) 0 2579 5255, 5217

Fax. (66) 0 2579 8592

E-mail : sumalee@tistr.or.th

เอกสารไม่ควบคุม



THAI UNIQUE OPEN LAB SERVICE

OPERATIONAL QUALIFICATION REPORT (OQ)

Equipment Operational Qualification Report

Report No.	SV2407/21898
Equipment	GC-MS
System Model	SQ
System ID	GQS1203F021
Equipment Details	Bruker
Test Protocol	Scion OQ Protocol
Protocol Rev.	A
Date	16-Jul-24
Report Type	Report
Org. Name	United Analyst and Engineering Consultant Co.,Ltd
Org. Location	3 Soi Udomsuk 41 Sukhumvit Rd. Bangchak Phrakhanong Bagkok Thailand 10260

เอกสารไม่ควบคุม



บริษัท ไทยยูนิค จำกัด

THAI UNIQUE CO., LTD.

80-82 ถนนประชาธิปไตย แขวงบางขุนพรหม เขตพระนคร กรุงเทพฯ 10200

80-82 Prachathipatai Rd., Bangkhunphrom, Pranakorn, Bangkok 10200

Tel. 0-2629-0191-6, 0-2280-1787, Fax. 0-2280-1788, E-mail : thawatt@thaiunique.com, Website : www.thaiunique.com

CERTIFICATE OF CALIBRATION

GAS CHROMATOGRAPH MASS SPECTROMETER

Certificate No.: SV2407/21898

Customer: United Analyst and Engineering Consultant Co., Ltd.

Address: 3 Soi Udomsuk 41 Sukhumvit Rd. Bangchak
Phrakhanong Bagkok Thailand 10260

Instruments Model:	MS Scion-SQ	S/N	GQS1203F021
	GC 451-GC	S/N	BR1203M099
	AUTO SAMPLER CP8400	S/N	BR1203M331

Standard Reference Number: 393065201

Procedure Document Number: 394207000

System Test

PM perform and Diagnostic Test	<input checked="" type="checkbox"/> PASS	<input type="checkbox"/> FAIL
Air Water Check Test	<input checked="" type="checkbox"/> PASS	<input type="checkbox"/> FAIL
Tune Test EI	<input checked="" type="checkbox"/> PASS	<input type="checkbox"/> FAIL
Signal to Noise Test (EI) SCAN	<input checked="" type="checkbox"/> PASS	<input type="checkbox"/> FAIL
Injection EI Area Precision Test	<input checked="" type="checkbox"/> PASS	<input type="checkbox"/> FAIL
Injection EI RT Precision Test	<input checked="" type="checkbox"/> PASS	<input type="checkbox"/> FAIL
User Demonstration	<input checked="" type="checkbox"/> PASS	<input type="checkbox"/> FAIL

Engineer

Date

16 July 2024



Thai Unique Co., Ltd.

Service Division

เอกสารไม่ควบคุม

SCION™

Operational Qualification Protocol

For SCION Instrument

Name and Model:

Serial Number:

System ID Number:

Publication no. 394207000

Revision A


November 2011

เอกสารไม่ควบคุม

Contact

Scion Customer Service and Support uses a Customer Relationship Management (CRM) system. The interaction with this system offers the Customer immediate benefits including the contact center or help desk.

Scion worldwide service & support offices can be found from Scion website:



www.scion.com/support.html

Scion is the owner of copyright on this document and any associated software. Under law, the written permission of Scion must be obtained before the documentation or the software is copied, reproduced, translated or converted to electronic or other machine-readable form, in whole, or in part.
First published November 2011.

Scion and the Scion logo are trademarks or registered trademarks of Scion Corporation.

© 2011 Scion

Table of Contents

1.0 Revision History.....	5
2.0 Qualification Representative and Reviewer Details.....	6
2.1 Qualification Representative Details.....	6
2.2 Reviewer Details.....	7
2.3 Quality Assurance/Control Details.....	8
3.0 Customer Responsibilities.....	9
4.0 Qualification Guidelines and GMP Documentation.....	10
4.1 Qualification Summary.....	10
4.2 Qualification Guidelines.....	10
4.3 Page Numbering of Appendices.....	11
4.4 Exception Reports.....	12
4.5 Reference Documents.....	13
4.6 Required Materials.....	14
4.7 General Guidelines.....	15
4.8 Specific Instructions for Documentation.....	15
4.9 Documentation Corrections.....	16
4.10 Marking Procedures Not Applicable.....	16
4.11 Addendums.....	17
4.12 Addendum Example.....	17
5.0 Operational Qualification.....	18
5.1 OQ Preparation.....	18
5.2 System Description.....	20
5.3 Data Sheet Specifications.....	21
5.4 EI Precision Test TQ.....	22
5.5 EI Precision Test SQ.....	23
5.6 Final Evaluation.....	25
6.0 Protocol Approval.....	26
6.1 Protocol Acceptance / Approval by Customer.....	26

6.2 Operational Qualification Protocol Assignment 6.3	27
Protocol Acceptance / Protocol Approval by Scion 6.4	27
Remarks	28
Appendices	29
A.1 Qualification Representative Details	30
B.1 Exceptions	31
Operational Qualification Protocol Certification	36

1.0 Revision History

This qualification protocol is updated as necessary, which includes the event of any regulatory changes to Title 21 of the Code of Federal Regulations (21 CFR) Parts 210 and 211 (if applicable), any software or hardware changes, or updates that may impact on regulatory compliance.

Issue Number	Date	Comments

2.0 Qualification Representative and Reviewer Details

2.1 Qualification Representative Details

Each person responsible for executing any part of this Protocol must complete the table below, providing a sample of their signature and initials, and recording the date the Qualification was performed.

Qualification representatives are nominated to execute and verify the completeness of the test protocol and correctness of all entries.

All testing must be performed in accordance with procedures outlined in this manual. The representative must be trained and qualified to perform the procedures outlined in this document.

A copy of their appropriate qualifications is to be inserted into "Qualification Representative Details" on page 30.

Name (Print)	
Title	ENGINEER
Signature	
Initials	SOMCHAI
Date	16 July 24

Name (Print)	
Title	
Signature	
Initials	
Date	

2.2 Reviewer Details

Each representative responsible for reviewing any part of this protocol must record their details in the following tables, providing a sample of their signature and initials, and recording the date the qualification was performed.

An employee or designee of the company operating the instrument must review these qualification procedures. All calculations and data will be checked by the reviewer. Data review must be performed in accordance with the qualification guidelines "Qualification Guidelines and GMP Documentation" on page 10 and in compliance with current Good Manufacturing Practice (cGMP) as specified by 21 CFR Parts 210 and 211.

Documentation supporting training in the area of data review and cGMP must be carefully maintained and reviewed by the instrument owner.

Reviewer representatives are responsible for reviewing the completeness of the qualification protocol and accuracy of all entries.

Name (Print)	
Title	
Signature	
Initials	
Date	

Name (Print)	
Title	
Signature	
Initials	
Date	

2.3 Quality Assurance/Control Details

As Quality Assurance/Control (QA/QC), who is empowered to approve instrument compliance documents, I approve the procedures in the SCION Operational Qualification Protocol, which I may have amended, I accept the qualification of the Qualification Representative, and I will review and initial the results.

Name (Print)	
Title	
Signature	
Initials	
Date	

Name (Print)	
Title	
Signature	
Initials	
Date	

3.0 Customer Responsibilities

The customer shall ensure that the Preventive Maintenance (PM) or Installation Qualification (IQ) up to point 9.11 is completed. A customer representative should be available at all times during the Operational Qualification Protocol.

Note The Operational Qualification Protocol test procedure should be performed after significant repairs, and at least once a year.

Qualification Rep. Initials		Reviewer Initials		QA/QC Initials	
Date	16 July 24	Date		Date	

4.0 Qualification Guidelines and GMP Documentation

4.1 Qualification Summary

At the end of qualification execution, all tables and data entry fields must be completed and all test results, where specified, must be printed and attached to the protocol.

The Qualification Representative and the Reviewer must sign (signature or initials) and date each page that has a signature field. This represents agreement and acceptance of all data and information on the signed page.

Note Scion does not provide instructions for full Qualification of the personal computer (PC) used to operate the SCION. If further qualification of the PC is required the end-user must contact the PC manufacturer.

Note Scion does not provide full qualification instructions for non-Scion manufactured accessories. Limited instructions may be supplied. If qualification of a non-Scion accessory is required, the end user must contact the accessory manufacturer.

4.2 Qualification Guidelines

The following are general guidelines for performing the qualification tests in accordance with cGMP for the Manufacturing, Processing, Packaging, or Holding of Drugs per 21CFR Parts 210 and 211. Additional local requirements may also apply.

- Read the guidelines before starting the qualification.
- Perform all tests exactly as written.
- Use a pen with permanent blue or black ink unless otherwise specified by company policy.
- Neatly strike out any incorrect words or numbers, made while writing comments or recording results, information or data within this Protocol, with a single line. The word(s) crossed out must remain legible. Write the correction as close as possible to the original entry. Write a brief description of the error. For example, write 'Transcription error' or 'Re-written for clarity'. Initial and date the change.
- Entering initials where a signature is requested, and vice versa is permitted. The exception to this is in 2.0 : Qualification Representative and Reviewer Details on page 6, where examples of each person's signature and initials are required.
- Use the date format dd Mon yyyy (e.g. 08 Mar 2011) unless otherwise specified by company policy.

- Complete all tables and data fields to comply with this protocol. Blank fields are not permitted. For items that are not applicable, draw a line through the field, and write 'N/A' (Not Applicable). If entire tables or sections of tables are not applicable, strike a line either through the entire table or the specific area and enter 'N/A'. Complete the signature fields on the page.
- Write 'Pass', 'Fail' or 'N/A' as applicable to the test requirement or outcome.
- Ensure that results and/or specific documents are printed and attached to the specified appendix.
- The Qualification Representative and Reviewer must both sign (signature or initials) and date the signature fields on each page. This represents agreement and acceptance of all data and information on the page.

4.3 Page Numbering of Appendices

Each page that is inserted after the appendix is numbered with the letter of the appendix and a sequential number. The appendix page number must be initialed and dated by both the Qualification Representative and the Reviewer.

For example, pages inserted after Appendix C are numbered

C-1, C-2, C-3...etc. along with the initials and date.

If the reverse of each appendix page is left blank, it should be marked 'N/A' and signed and dated.

When the IQ is complete the total number of pages inserted after each appendix is written on the front page of the respective appendix sheet.

Qualification Rep. Initials		Reviewer Initials	QA/QC Initials	
Date	16 July 24	Date	Date	

4.4 Exception Reports

An exception to the protocol occurs when the observed result differs from the acceptance criteria or expected result.

All exceptions to the protocol must be documented in the Exception Report. The Exception Report includes a detailed description of the exception and resolution by the Qualification Representative.

Each Exception Report shall be issued with a unique identification number in the form ERID-XX-X. This number is generated by the page number on which the exception occurred followed by a sequential number indicating each exception found on the page.

For example, if an exception occurs on page 34, the Exception Report shall be identified as 'ERID-34-1'. If another exception occurs on page 34, the second report shall be identified as 'ERID-34-2'. This identification number should be recorded in the 'Pass / Fail / N/A' field after each test.

Each Exception Report must be signed by the Qualification Representative and the Reviewer as evidence of approval.

The Exception Report is inserted in the appropriately named appendix and numbered as per Section 4.3 of this protocol.

Qualification Rep. Initials		Reviewer Initials	QA/QC Initials	
Date	16 July 24	Date	Date	

4.5 Reference Documents

The following documents are relevant to this Qualification:

- Installation Qualification Protocol
- Completed service report from Preventative Maintenance (PM) schedule

Qualification Rep. Initials		Reviewer Initials		QA/QC Initials	
Date	16 July 24	Date		Date	

4.6 Required Materials

The following stock solutions are required:

- 100 fg/ μ L OFN 394204200
- 1 pg/ μ L OFN 393065201
- 100 pg/ μ L OFN 393110101
- 10 pg/ μ L BZP 93065301
- 100 pg/ μ L BZP 394206200

The above solutions will be used to prepare the following working solutions which will be required to execute this OQ:

Note Refer to Appendix 1 for the preparation of the standard solutions.

Qualification Rep. Initials		Reviewer Initials		QA/QC Initials	
Date	16 July 20	Date		Date	

4.7 General Guidelines

The following are general cGMP guidelines.

- Perform each procedure exactly as written.
- Fill in each item on the form or mark it Not Applicable (N/A).
- If an item is marked N/A, initial it and date it.
- The Reviewer reviews and initials all entries recorded by the Qualification Representative.
- Keep all raw data. The Qualification Representative and the Reviewer will initial it, and date it.
- Do not destroy raw data.
- Attach raw data from an instrument, such as the SCION, as an Addendum using the instructions in the following Addendums section.
- If several instruments are qualified simultaneously, reference shared information, such as standard preparation and chemical information, to the document containing the original information by its model and instrument identification number.
- Label all reference standards as required by local regulations.
- Record the time each reference standard was opened.
- Use reference standards within 24 hours of preparation.

Qualification Rep. Initials		Reviewer Initials		QA/QC Initials	
Date	16 July 24	Date		Date	

4.8 Specific Instructions for Documentation

The Reviewer designates specific documentation instructions as follows.

Permanent Ink Color	Blue
Preferred Date Format	16 July 24

If more instructions are required: Use an addendum sheet, write the addendum number, and a brief description.

Qualification Rep. Initials		Reviewer Initials		QA/QC Initials	
Date	16 July 24	Date		Date	

4.9 Documentation Corrections

Note All original entries must remain legible after corrections are made.

1. Draw a line through the incorrect information.
2. Write the correction as close as possible to the original entry, or enter a footnote.
3. Write a brief description of the error. For example, write "transcription error," "rewritten for clarity," or "correcting wrong entry".
4. Initial and date the change.

Qualification Rep. Initials		Reviewer Initials		QA/QC Initials	
Date	16 July 20	Date		Date	

4.10 Marking Procedures Not Applicable

Some sections may not be relevant for the qualification. To indicate that a procedure or part of a form is unnecessary and that it was not forgotten or inadvertently overlooked:

1. Draw a line through the portion that is not applicable. Write the letters N/A (for not applicable), your initials, and the date near the diagonal line.
2. If a procedural step is unnecessary, select N/A if it is indicated, or write a comment in an Addendum.
The Qualification Representative and the Reviewer enter their initials and the date near the line.

Note The Qualification Representative and Reviewer must sign and date all forms, even when part or all of the form is marked N/A.

Qualification Rep. Initials		Reviewer Initials		QA/QC Initials	
Date	16 July 24	Date		Date	

4.11 Addendums

The following are reasons to complete an addendum sheet:

- A deviation needs documentation.
- Additional information or data needs to be recorded.
- Insufficient space to include the correction on the sheet where the error was made.

Qualification Rep. Initials		Reviewer Initials	QA/QC Initials	
Date	16 July 24	Date	Date	

4.12 Addendum Example

The following is an example of using an addendum sheet to document a deviation.

If some of the items on the sales order were not present, you could do the following:

1. Use an addendum sheet.
2. Write Instrument Delivery on the Procedure line.
3. Write the addendum page number followed by a letter. For example: page 12A, where 12 is the page and A represents the first addendum on that page.
4. Write the plan to obtain the missing items, which may be the following:
 - Scion notified that Part Number XXXXX and XXXX are missing.
 - Scion replied that the parts are in stock and will be sent overnight. While waiting for the parts to arrive, I will continue to set up the instrument.
5. Review the plan with the Reviewer and make the necessary modifications.
6. Document the arrival of the parts and write that this addendum is resolved. Attach a copy of delivery documents and create addendum pages as required.

Qualification Rep. Initials	<i>Sally P.</i>	Reviewer Initials	QA/QC Initials	
Date	16 July 24	Date	Date	

5.0 Operational Qualification

This chapter contains the tests to be completed to perform an Operational Qualification for the SCION.

5.1 OQ Preparation

The following must be done before starting the OQ:

1. Preventative Maintenance must have been completed and signed off by the Qualification Representative, Reviewer, and QA/QC person, and attach a copy of the service report and add an addendum number.

Addendum P.M. Protocol

Qualification Rep. Initials		Reviewer Initials	QA/QC Initials	
Date	16 July 24	Date	Date	

2. OQ must have been completed and signed off by the Qualification Representative, Reviewer, and QA/QC person.

Qualification Rep. Initials		Reviewer Initials	QA/QC Initials	
Date	16 July 24	Date	Date	

3. The QA/QC person must review, approve, append (if necessary), and sign the Pre-execution Approval.

Qualification Rep. Initials		Reviewer Initials	QA/QC Initials	
Date	16 July 24	Date	Date	

4. The Qualification Representative and the Reviewer must sign and date the Pre-execution Approval.

Qualification Rep. Initials		Reviewer Initials	QA/QC Initials	
Date	16 July 21	Date	Date	

5.2 System Description

5.2.1 SCION Description

Installation Date: 2015	Principal Operator:	Phone Number:
Company Information		
Company Name: United Analyst and Engineering		Installation Site: LAB
Address: 3 Soi Udomsak 41		Address/Location: Sukhumvit Rd.
City, State: Bangkok, Prakhong		City, State: Bangkok
Zip / Country: Thailand.		Zip / Country: 10260
System Description		
SCION SQ	Serial Number: GQS1203F021	
Sales Order Number:	Sales Order Addendum Number:	
GC		
Module Type: Scion 451	Serial Number: BR1203M099	
AutoSampler		
Module Type: CP8400	Serial Number: BR1203M331	
MS Workstation		
Version: MSWS 8.2.1	Serial Number: 01106-6711-BBQ-450d	
Computer Operating System		
Operating System: Windows 7	Version: Pro	Serial No.: 00386-150-436-158 Service Pack: -
Computer		
Make: Dell	Model: optiplex	Serial No.: DNNVHSI Hard Drive 1TB Size / RAM: 4GB
Addendum Number(s):	2. System description	

Qualification Rep. Initials		Reviewer initials		QA/QC Initials	
Date	16 July 24	Date		Date	

5.3 Data Sheet Specifications

Run these tests after the instrument has pumped down and is leak free. Use the factory methods. Follow the Installation Procedure; complete this section and the appropriate line of the OQ Summary. Print out the methods and results and attach as addendums. Use the factory test column Br-5ms 15m X 250im X 0.25im.

Table 5-1 TQ Specification

Mode	Concentration	Scan Range	Result †	N/A	Pass	Fail	Addendum
EI Full Scan	1 pg OFN	50-300	S/N ≥500:1				
EI MRM	100 fg OFN	272-222	S/N ≥5000:1				
PCI Full Scan‡	10 pg BZP	80-230	S/N ≥50:1			N/A	
NCI Full Scan‡	1 pg OFN	200-300	S/N ≥4000:1				

† The Signal-to-Noise ratio S/N values are based on RMS noise figure.

‡ CI tests use methane gas as reagent gas.

For any tests that did not pass, complete an Addendum for each, write the Addendum number and a brief description.

Qualification Rep. Initials		Reviewer Initials		QA/QC Initials	
Date	16 July 24	Date		Date	

Table 5-2 SQ Specification

Mode	Concentration	Scan Range	Result †	N/A	Pass	Fail	Addendum
EI Full Scan	1 pg OFN	50-300	S/N ≥600:1		✓		
PCI Full Scan‡	100 pg BZP	80-230	S/N ≥600:1	✓			
NCI Full Scan‡	200 fg OFN	200-300	S/N ≥1000:1	✓			

Qualification Rep. Initials		Reviewer Initials		QA/QC Initials	
Date	16 July 24	Date		Date	

5.4 EI Precision Test TQ

The following precision tests are for systems with autosamplers only. The test solution is 1 pg/ μ L OFN test mix part number 393065201.

The following is the required precision for 10 consecutive injections:

Injection	Retention Time	Peak Area
1		
2		
3		
4		
5		
6	N/A	
7		
8		
9		
10		
% RSD		

As an alternative, a % RSD summary report from MSWS can be added as an addendum.

Addendum N/A

	N/A	Pass	Fail	Addendum
Observed Mass is between 271.6 m/z to 272.4 m/z, which is ± 0.4 of the expected m/z.	✓			
Retention Time $\leq 1\%$ Relative Standard Deviation (RSD).	✓			
Peak Area $\leq 10\%$ Relative Standard Deviation (RSD).	✓			

To complete this section use the factory MRM method on the system CD. Print a copy of the method and add as an addendum.

Addendum N/A

If the hardware is not the same as the factory method, then note this in the addendum and how the hardware available has been configured to compensate. The most common variation here is the sampler, where the Combi Pal has been used instead of the 8400. This will have no impact on results and can be tracked and recorded in the addendum.

5.5 EI Precision Test SQ

The following precision tests are for systems with autosamplers only. The test solution is 1 pg/ μ L OFN test mix part number 393065201.

The following is the required precision for 10 consecutive injections:

Injection	Retention Time	Peak Area
1	3.645	39800
2	3.643	35585
3	3.640	38804
4	3.642	36679
5	3.641	35202
6	3.642	36225
7	3.641	37711
8	3.642	36452
9	3.642	35329
10	3.643	38639
% RSD	0.038	4.343

As an alternative, a % RSD summary report from MSWS can be added as an addendum.

Addendum _____

	N/A	Pass	Fail	Addendum
Observed Mass is between 271.6 m/z to 272.4 m/z, which is ± 0.4 of the expected m/z.		✓		
Retention Time $\leq 1\%$ Relative Standard Deviation (RSD).		✓		
Peak Area $\leq 10\%$ Relative Standard Deviation (RSD).		✓		

To complete this section use the factory Scan method on the system CD. Print a copy of the method and add as an addendum.

Addendum N/A

If the hardware is not the same as the factory method, then note this in the addendum and how the hardware available has been configured to compensate. The most common variation here is the sampler, where the Combi Pal has been used instead of the 8400. This will have no impact on results and can be tracked and recorded in the addendum.

Addendum N/A

5.6 Final Evaluation

	N/A	Pass	Fail	Addendum
Is the equipment in normal operation condition?		✓		
Have all of the OQ requirements been completed?		✓		

Qualification Rep. Initials		Reviewer Initials	QA/QC Initials	
Date	16 July 24	Date	Date	

6.0 Protocol Approval

6.1 Protocol Acceptance / Approval by Customer

I agree that the procedures and information referenced in this document are applicable.

Instrument(s):

Scion 451 SQ with CP8400

Serial Number(s):

GQS 1203 F021

Sales Order Number:

Company Name:

United Analyst and Engineering Consultant Co., Ltd.

I agree that the Operational Qualification Protocol has been satisfactorily completed.



I confirm that the Operational Qualification Protocol has not been completed, because of these failed (non-passed) items



Authorized Customer Representative

Name (Print)	
Title	
Signature	
Initials	
Date	

6.2 Operational Qualification Protocol Assignment

This Operational Qualification Protocol document is used for:

Operational Qualification Protocol as final test at Scion	<input type="checkbox"/>
Operational Qualification Protocol after Installation Qualification	<input type="checkbox"/>
Operational Qualification Protocol after Preventive Maintenance and OQ completion.	<input checked="" type="checkbox"/>

6.3 Protocol Acceptance / Protocol Approval by Scion

I agree that the procedures and information referenced in this document are applicable.


Instrument(s): Scion 451 SQ with DP8400

Serial Number(s): GQS 1203F21

Sales Order Number:

Company Name: United Analyst and Engineering Consultant Co., Ltd.

Scion Certified Engineer

Name (Print)	SOMCHAI POMTONGKAM
Title	ENGINEER
Signature	
Initials	SOMCHAI
Date	

6.4 Remarks

Appendices

Each page that is inserted after the appendix is numbered with the letter of the appendix and a sequential number. The appendix page number must be initialed and dated by both the Qualification Representative and the Reviewer.


For example, pages inserted after Appendix C are numbered C-1, C-2, C-3... etc along with the initials and date.

If the reverse of each appendix page is left blank it should be marked NA and signed and dated.

When the OQ is complete the total number of pages inserted after each appendix is written on the front page of the respective appendix sheet.

Agilent CrossLab Start Up Services

Agilent 5100 5110 ICP-OES Preventive Maintenance



Agilent Preventive Maintenance provides factory recommended service for your analytical instruments to assure reliable operation and the accuracy of your results

Delivered by highly trained and certified service engineers using genuine Agilent parts and supplies, Agilent Preventive Maintenance provides what you need to reduce unplanned downtime and keep your systems operating at their peak performance.

This checklist is used as a guide for completing the preventive maintenance tasks. A signed copy of this checklist is provided for your records.

Introduction

Customer Information

- Customers should provide all necessary operating supplies upon request of the engineer.
- A customer representative should be available to the engineer while performing the preventive maintenance procedures. Customers are responsible for regular maintenance and are encouraged to observe the service representative.
- Any parts not included in the Parts Lists section of this document are not part of the recommended Preventive Maintenance service nor are they included in the price of this service.
- If a system requires the use of extra or special procedures and/or parts for the maintenance service, then these must be ordered separately and charged as a repair, which may incur additional costs.
- For customers using HF applications, the instrument should be returned to its standard sample introduction system.

Important Customer Web Links

- To access **Agilent University**, visit <http://www.agilent.com/crosslab/university/> to learn about training options, which include online, classroom and onsite delivery. A training specialist can work directly with you to help determine your best options.
- To access the **Agilent Resource Center** web page, visit <https://www.agilent.com/en-us/agilentresources>. The following information topics are available:
 - Sample Prep and Containment
 - Chemical Standards
 - Analysis
 - Service and Support
 - Application Workflows
- The **Agilent Community** is an excellent place to get answers, collaborate with others about applications and Agilent products, and find in-depth documents and videos relevant to Agilent technologies. Visit <https://community.agilent.com/welcome>
- Videos about specific preparation requirements for your instrument can be found by searching the **Agilent YouTube** channel at <https://www.youtube.com/user/agilent>
- **Need to place a service call?** [Flexible Repair Options | Agilent](#)

Service Engineer's Responsibilities

- Contact the customer and ensure that all necessary supplies are available before the preventive maintenance visit.
- Only select those pages that relate to the system or module being serviced.
- Complete empty fields with the relevant information.
- Complete the relevant checkboxes in the checklist using either a "X" or tick mark "✓".
- Check **"Service not applicable"** check boxes to indicate services/tasks not delivered, as appropriate.
- Complete the Preventive Maintenance services in the most logical order relevant to the individual system service in the order of the tasks listed.
- Complete the **Service Review** section together with the customer.
- Complete the fields for page numbers at the foot of each selected page
- Add relevant page numbers to selected pages and complete the total number of pages field in the Service Completion section
- **Ask the customer to sign the Service Verification section including the customer's and your signature.**

Instrument Maintenance

System Information

- ☐ Check this box if an instrument configuration report is attached instead of completing the table.

Instrument System Name and ID	5110 VDV ICP-OES
Instrument System Site and Location	United Analyst and Engineering Consultant

List System Component Product Numbers	List the Serial Numbers of each Component
1. G 8015A	MY 18030001
2.	
3.	
4.	
5.	
6.	
7.	
8.	
9.	

ICP-OES Configuration Table	Circle the type or write in the type if other
Nebulizer Type	SeaSpray <u>OneNeb</u> Conikal Other
Spray Chamber	Cyclonic Single Pass <u>Cyclonic Double Pass</u> Other
Torch	Radial <u>Dual View</u> Other
Torch Type	One Piece <u>Semi Demountable</u> Fully Demountable Other
Injector Diameter	2.4mm <u>1.8mm</u> 1.4mm 0.8mm Other
Injector Material	<u>Quartz</u> Ceramic Other

Preparation

- ☒ Discuss any specific issues with the customer before starting.
- ☒ Review the instrument logbook for recorded problems and comments.
- ☒ Save instrument control settings before starting the procedure.
- ☒ Perform a general inspection of the system for cleanliness.
- ☒ Check for proper installation of parts, assemblies, sensors etc.
- ☒ Check system for required installation of components and implementation of Service Notes
- ☒ Check for required firmware/software updates and verify with customers if they would like them installed.
- ☐ For HF application systems, if standard sample introduction system was not installed, ask the customer to install it. ๗๖๖
- ☒ Ask the customer to remove any samples from the ICP-OES sample introduction area, auto sampler or around the ICP-OES.

Preventive Maintenance Procedures

Record Pre-PM instrument performance

- ☒ Run Instrument Performance test.
- ☒ Record results in Instrument Performance Test Results Table – Pre-PM.

Clean and inspect ICP-OES system

- ☒ Look for any obvious external damage or problems.
- ☒ Inspect water cooling hoses, gas lines and power cord for excessive wear or damage.
- ☒ Perform a general internal inspection of the system for excessive dust accumulation, clean if necessary.
- ☒ Inspect sample introduction components and record any required maintenance in the Service Engineer Comments and notify the customer as the required actions required.
- ☒ Record the instrument operating conditions in the ICP-OES Status Results Table.
- ☒ Replace the polychromator purge filter.
- ☒ Replace the radial pre-optics window
- ☒ Replace the axial pre-optics window for SVDV and VDV instruments.
- ☒ Check exhaust flow for the correct positive extraction at the exhaust duct to insure they meet minimum specifications.
- ☒ Replace air inlet dust filter.
- ☐ Replace high capacity air inlet dust filter element if installed. N/A
- ☒ Remove and clean instrument water inlet filter.

Agilent Water Recirculator

- ☐ **Service not applicable**
- ☒ Drain cooling fluid and remove any particles from the chiller reservoir
- ☒ Remove, clean and reinstall water inlet metal mesh filter if present.
- ☒ Re fill with Agilent Cool Clear cooling fluid.
- ☒ Clean the cooling system Air filter and the condenser.

SPS 3 Auto Sampler

- ☒ **Service not applicable**
- ☐ Power cycle the autosampler and verify successful initialization.
- ☐ Inspect X and Z axis belts for wear. Replace is necessary.
- ☐ Clean X and Z axis slide shafts.
- ☐ Using customer's racks and the Agilent software move the sample probe to the 4 outermost corners and rinse port, ensure that the probe is approximately centered in the vial.

SPS 4 Auto sampler

- ☒ **Service not applicable**
- ☐ Clean the spill tray, rack location mat, end frames and chassis with a damp soft cloth and diluted mild detergent.
- ☐ Clean the auto sampler cover panels, if cover kit is installed, with domestic window cleaner.
- ☐ Check the X-axis and Z-axis drive belts for cracks, splits, damaged teeth, excessive fraying, color changes or degradation from fumes.
- ☐ Check the X-axis, Theta-axis and Z-axis FFC cables for cracks, incorrect positioning, damaged edges or damaged connectors.
- ☐ Pump Tubing Replacement. Replace peristaltic pump tubing. Replace all tubing that goes from the rinse station to the pump and from the pump to the waste/rinse bottles
- ☐ Test using customer's tray and move the sample probe to the sample vial 1, wash vial and rinse port and ensure that the probe is centered in the vial. If not use calibration wizard and calibrate the position.

AVS 4, 6, 7 Advanced Valve System

- ☒ **Service not applicable**
- ☐ Replace valve rotor seal
- ☐ Check fittings for signs of leaks
- ☐ Check tubing including autosampler tubing for kinks or excessive wear
- ☐ Check high flow pump for signs of leaks

ICP-OES adjustment

- ☒ Check position of Zn peak, adjust if required.
- ☒ Check Argon Ratio, adjust to specified value if required.
- ☒ Perform Detector Calibration.
- ☒ Perform Instrument Calibration.

Record Post-PM instrument performance

- ☒ Run Instrument Performance test.
- ☒ Record results in Instrument Performance Test Results Table - Post PM.
- ☒ For systems using ICP Expert version 7.3 and above, run the following Instrument tests
 - ☒ Subsystem Communications Test
 - ☒ Air Flow
 - ☒ Water Flow
 - ☒ Gas Flows
 - ☒ RF Generator
 - ☒ Camera Test
 - ☒ Optics Test
 - ☒ Nebulizer Test
- ☒ Record the result in the Instrument Test Results Table

Restore Instrument

- ☐ For HF applications, ask the customer to reinstall their sample introduction system. N/A
- ☒ Leave system in an idle state: on and purging.
- ☒ Guidance: If the PM service is performed prior to a qualification service, then use the qualification procedure as a guide for final instrument set up and checkout.

Service Review

- ☒ Attach available reports/printouts of all tests to this documentation.
- ☒ Record the Preventive Maintenance service activity in the customer's records/logbook.
- ☒ Record the PM event in the Smart Alerts logbook, if applicable.
- ☒ Update/reset instrument maintenance counters as appropriate.
- ☒ Affix the PM sticker to the system or instrument logbook based on the customer's request.
- ☒ Complete the Service Engineer Comments section if there are additional comments.
- ☒ Review this service, parts replaced, and test results obtained with the customer.
- ☒ If the instrument firmware was updated, record the details of the change in the Service Engineer's Comments box. Systems in a compliant environment may need additional documentation.
- ☒ **Complete the Signature Page with both Service Engineer and Customer signatures.**

Test Results

Instrument Performance Test Results Table

Note: These measurements do not form part of any specification and are for reference only.

	Pre PM Sensitivity Check		Post PM Sensitivity Check	
	Radial	Axial *	Radial	Axial*
Zn 213.857 nm SRBR	1500.8	2217.4	4124.8	6965.9
Mn 257.610 nm SRBR	3915.0	7492.2	13017.8	31121.6
Al 396.152 nm SBR	7.7	10.7	9.7	21.1
K 766.491 nm SBR	5.7	28.1	4.8	45.3

* Axial result is not applicable for G8016AA, G8012AA Radial View instruments.

Instrument Test Results Table

Note: The Instrument Test results are for systems using ICP Expert version 7.3 and above only.

Instrument Test	Result
Subsystem Communications Test	Pass
Air Flow	Pass
Water Flow	Pass
Gas Flows	Pass
RF Generator	Pass
Camera Test	Pass
Optics Test	Pass
Nebulizer test	Pass

ICP-OES Status Results Table

Note: These measurements do not form part of any specification and are for reference only.

Measurement	Standby Mode		Plasma On	
Mains Voltage	231.411	VAC	226.871	VAC
Mains Current	0.081	A	0.105	A
Instrument Temperature	22.1	°C	23.5	°C
RF Air Flow (sensor speed)	14.0	Hz	19.0	Hz
Plasma Exhaust Temperature	No measurement		63.8	°C
Water Flow Oscillator	No measurement		1.34	L/min
Water Flow Detector	0.86	L/min	0.81	L/min
Water Inlet Temperature	19.7	°C	19.7	°C
Polychromator Temperature	35.0	°C	35.0	°C
CCD Temperature	-40.1	°C	-39.8	°C
Thermal Stabilizer	35.0	°C	35.0	°C
Argon Supply Pressure	648.92	kPa	591.55	kPa
Purge Gas Supply Pressure*1	646.66	kPa	612.41	kPa
Option Gas Supply Pressure*1	—	kPa	—	kPa
Nebulizer Flow	No measurement		0.70	L/min
Nebulizer Back Pressure	No measurement		158.43	kPa
Plasma Gas Flow	No measurement		11.91	L/min
Auxiliary Gas Flow	No measurement		1.00	L/min
RF Power	No measurement		1204.7	W
RF Supply Current	No measurement		7.858	A
RF Supply Voltage	No measurement		204.417	V

*1 If option installed

Consumed PM Parts

Part Description	Part Number	Product or Model# where used	Quantity consumed
Axial Pre-Optic Window	G8010-68014	G8010A, G8011A, G8014A/G8015A	1
Radial Pre-Optic Window	G8010-68015	All	1
Agilent Cool Clear Coolant Fluid	5799-0037	Agilent Water Recirculator	-
Purge Gas Filter	G8010-60136	All	1
Air inlet filter	G8000-68002	All	1
High Capacity Air Filter	G8010-60189	Optional	-
Rotor seal for 6-7 port valve for AVS6/7	G8494-60002	G8494A/G8495	-
Rotor seal for 4 port valve for AVS4	G8493-60002	G8493A	-
Rinse solution to rinse station 2.5mm id x 1m	G8410-80123	SPS 4	-
Barb connector 2.5mm-1.5mm ID	G8410-80124	SPS 4	-
PVC waste tubing, 8mm od x 5mm id, 2m	G8410-80122	SPS 4	-
Additional Parts may be required from engineer's stock:			
X axis drive belt	5410047500	SPS 3	-
Z axis drive belt	5410047400	SPS 3	-
Peristaltic pump tubing, PVC SolvaFlex, 3 bridged,	3710049000	SPS 4	-

Consumed Parts Reference (Purchased by customer, not included as part of PM)

☒ Section Not Applicable.

Part Description	Part Number	Product or Model# where used	Quantity consumed
------------------	-------------	------------------------------	-------------------

Signature Page

Service Engineer Comments (optional)

If there are any specific points you wish to note as part of performing the installation or other items of interest for the customer, please write in this box.

Service Verification

Service Request Number:

6007197100

Service Engineer Name:

Kanyakorn S.

Service Engineer Signature:

Kanyakorn S.

Total number of pages in this document:

14

Date Service Completed:

04 Nov 2024

Customer Name:

Aphorn Onkong

Customer Signature:

Aphorn Onkong

Report Summary

Instrument Model	Agilent 5100/5110 VDV ICP-OES
Instrument ID	G8011A/G8015A
Instrument Serial Number	MY18030001
Software Version	7.3.1.9507
Firmware Version	3442
Tested By	Pre Test_PM_Kanyakorn S.
Test Completed On	11/4/2024 9:19:10 AM

Result Summary

Subsystem Communications Test	Skipped
Air Flow Test	Skipped
Water Flow Test	Skipped
Gas Flows Test	Skipped
RF Generator Test	Skipped
Camera Test	Skipped
Optics Test	Skipped
Advanced Valve System Test	Skipped
Resolution Test	Pass
Sensitivity Test	Fail
Precision Test	Pass

Resolution Test**Pass**

Element Wavelength	Specification	Width
N (174.213 nm)	≤ 9.40	6.98
As (188.980 nm)	≤ 8.20	6.17
C (193.027 nm)	≤ 11.50	8.30
Mo (202.032 nm)	≤ 8.20	6.38
Cr (206.158 nm)	≤ 13.40	8.98
Zn (213.857 nm)	≤ 8.70	6.60
Pb (220.353 nm)	≤ 9.50	7.09
Co (228.615 nm)	≤ 17.20	11.67
Ba (230.424 nm)	≤ 9.40	7.20
Mn (257.610 nm)	≤ 13.30	9.43
Mn (260.568 nm)	≤ 20.30	14.11
Cr (267.716 nm)	≤ 11.00	8.04
Cu (324.754 nm)	≤ 25.00	18.97
Cu (327.395 nm)	≤ 14.20	11.23
Sr (338.071 nm)	≤ 33.50	24.30
Ba (455.403 nm)	≤ 44.00	33.47
Sr (460.733 nm)	≤ 36.00	17.23
Ba (493.408 nm)	≤ 36.00	25.37
Ba (614.171 nm)	≤ 42.00	25.54
Ar (675.283 nm)	≤ 74.00	56.51
K (766.491 nm)	≤ 80.00	65.86

Sensitivity Test**Fail****Radial**

Element Wavelength	Specification	Method	Ratio	Standard	Blank
As (188.980 nm)	≥ 46.0	SRBR	104.1	793.0	50.8
Se (196.026 nm)	≥ 41.0	SRBR	87.6	862.0	79.7
Zn (213.857 nm)	≥ 1421.0	SRBR	1500.8	41823.3	749.0
Pb (220.353 nm)	≥ 46.0	SRBR	170.7	2432.0	174.9
Mn (257.610 nm)	≥ 3518.0	SRBR	3915.0	264700.2	4420.0
Al (396.152 nm)	≥ 3.4	SBR	7.7	48454.6	5563.2
Ba (493.408 nm)	≥ 34.0	SBR	45.9	1966719.7	41903.8
K (766.491 nm)	≥ 1.8	SBR	5.7	99038.2	14687.7

Axial

Element Wavelength	Specification	Method	Ratio	Standard	Blank
As (188.980 nm)	≥ 208.0	SRBR	126.5	1498.8	119.0
Se (196.026 nm)	≥ 159.0	SRBR	112.0	1773.6	197.8
Zn (206.200 nm)	≥ 234.0	SRBR	466.0	6784.2	199.7
Zn (213.857 nm)	≥ 1743.0	SRBR	2217.4	95597.6	1789.7
Cd (214.439 nm)	≥ 4227.0	SRBR	1919.3	68724.6	1236.4
Pb (220.353 nm)	≥ 320.0	SRBR	332.6	7929.5	499.0
Mn (257.610 nm)	≥ 10625.0	SRBR	7492.2	991238.3	16911.7
Cr (267.716 nm)	≥ 1048.0	SRBR	2254.6	129706.6	3150.9
Cu (324.754 nm)	≥ 19.0	SBR	26.9	290746.3	10407.5
Al (396.152 nm)	≥ 6.0	SBR	10.7	211329.2	18005.0
Ba (493.408 nm)	≥ 60.0	SBR	49.3	6956460.4	138336.9
K (766.491 nm)	≥ 24.0	SBR	28.1	1395190.2	47996.2

Precision Test**Pass****Radial**

Element Wavelength	Specification	Measured Value % RSD
As (188.980 nm)	≤ 2.60	0.73
Se (196.026 nm)	≤ 2.60	0.95
Zn (213.857 nm)	≤ 1.50	0.31
Pb (220.353 nm)	≤ 2.60	0.73
Mn (257.610 nm)	≤ 1.50	0.39
Al (396.152 nm)	≤ 1.50	0.39
Ba (493.408 nm)	≤ 1.50	0.87
K (766.491 nm)	≤ 1.50	0.32

Axial

Element Wavelength	Specification	Measured Value % RSD
As (188.980 nm)	≤ 1.50	1.21
Se (196.026 nm)	≤ 1.50	0.84
Zn (206.200 nm)	≤ 1.50	0.56
Zn (213.857 nm)	≤ 1.50	0.96
Cd (214.439 nm)	≤ 1.50	0.26
Pb (220.353 nm)	≤ 1.50	0.51
Mn (257.610 nm)	≤ 1.50	0.97
Cr (267.716 nm)	≤ 1.50	0.22
Cu (324.754 nm)	≤ 1.50	0.24
Al (396.152 nm)	≤ 1.50	0.33
Ba (493.408 nm)	≤ 1.50	0.40
K (766.491 nm)	≤ 1.50	0.65

Report Summary

Instrument Model	Agilent 5100/5110 VDV ICP-OES
Instrument ID	G8011A/G8015A
Instrument Serial Number	MY18030001
Software Version	7.3.1.9507
Firmware Version	3442
Tested By	Post Test_PM_Kanyakorn S.
Test Completed On	11/4/2024 11:07:24 AM

Result Summary

Subsystem Communications Test	Pass
Air Flow Test	Skipped
Water Flow Test	Skipped
Gas Flows Test	Skipped
RF Generator Test	Skipped
Camera Test	Skipped
Optics Test	Pass
Advanced Valve System Test	Skipped
Resolution Test	Pass
Sensitivity Test	Fail
Precision Test	Pass

Subsystem Communications Test	Pass
-------------------------------	------

Optics Test	Pass
-------------	------

	Radial	Axial
Intensity	3184054	3177175
Wavelength	737.212	737.212

Resolution Test		Pass
Element Wavelength	Specification	Width
N (174.213 nm)	≤ 9.40	6.97
As (188.980 nm)	≤ 8.20	6.14
C (193.027 nm)	≤ 11.50	8.33
Mo (202.032 nm)	≤ 8.20	6.33
Cr (206.153 nm)	≤ 13.40	9.06
Zn (213.657 nm)	≤ 8.70	6.70
Pb (220.353 nm)	≤ 9.50	7.03
Co (228.615 nm)	≤ 17.20	11.72
Ba (230.424 nm)	≤ 9.40	7.32
Mn (257.610 nm)	≤ 13.30	9.44
Mn (260.568 nm)	≤ 20.30	14.21
Cr (267.716 nm)	≤ 11.00	7.94
Cu (324.754 nm)	≤ 25.00	18.99
Cu (327.395 nm)	≤ 14.20	11.27
Sr (338.071 nm)	≤ 33.50	24.40
Ba (455.403 nm)	≤ 44.00	33.50
Sr (460.733 nm)	≤ 36.00	17.31
Ba (493.408 nm)	≤ 36.00	25.44
Ba (614.171 nm)	≤ 42.00	25.16
Ar (675.283 nm)	≤ 74.00	56.15
K (766.491 nm)	≤ 80.00	65.56

Sensitivity Test

Fail

Radial

Element Wavelength	Specification	Method	Ratio	Standard	Blank
As (188.980 nm)	≥ 46.0	SRBR	130.6	977.1	50.4
Se (196.026 nm)	≥ 41.0	SRBR	106.0	958.7	70.2
Zn (213.857 nm)	≥ 1421.0	SRBR	4124.8	44037.7	113.4
Pb (220.353 nm)	≥ 46.0	SRBR	207.2	2554.7	136.2
Mn (257.610 nm)	≥ 3518.0	SRBR	13017.8	271846.6	434.7
Al (396.152 nm)	≥ 3.4	SBR	9.7	50615.5	4717.0
Ba (493.408 nm)	≥ 34.0	SBR	133.7	2069203.0	15359.3
K (766.491 nm)	≥ 1.8	SBR	4.8	100199.5	17235.5

Axial

Element Wavelength	Specification	Method	Ratio	Standard	Blank
As (188.980 nm)	≥ 208.0	SRBR	174.9	1566.7	73.0
Se (196.026 nm)	≥ 159.0	SRBR	167.0	1863.4	110.2
Zn (206.200 nm)	≥ 234.0	SRBR	740.9	6836.0	83.1
Zn (213.857 nm)	≥ 1743.0	SRBR	6965.9	101568.1	211.7
Cd (214.439 nm)	≥ 4227.0	SRBR	5781.0	72852.9	158.1
Pb (220.353 nm)	≥ 320.0	SRBR	501.0	8464.3	267.7
Mn (257.610 nm)	≥ 10625.0	SRBR	31121.6	1006637.8	1044.0
Cr (267.716 nm)	≥ 1048.0	SRBR	4424.8	132202.9	880.8
Cu (324.754 nm)	≥ 19.0	SBR	68.7	302907.8	4345.6
Al (396.152 nm)	≥ 6.0	SBR	21.1	218771.0	9892.3
Ba (493.408 nm)	≥ 60.0	SBR	250.6	7137380.9	28367.3
K (766.491 nm)	≥ 24.0	SBR	45.3	1435050.6	31025.0

Precision Test

Pass

Radial

Element Wavelength	Specification	Measured Value % RSD
As (188.980 nm)	≤ 2.60	0.81
Se (196.026 nm)	≤ 2.60	0.98
Zn (213.857 nm)	≤ 1.50	0.22
Pb (220.353 nm)	≤ 2.60	0.37
Mn (257.610 nm)	≤ 1.50	0.27
Al (396.152 nm)	≤ 1.50	0.25
Ba (493.408 nm)	≤ 1.50	0.53
K (766.491 nm)	≤ 1.50	0.15

Axial

Element Wavelength	Specification	Measured Value % RSD
As (188.980 nm)	≤ 1.50	0.81
Se (196.026 nm)	≤ 1.50	0.65
Zn (206.200 nm)	≤ 1.50	0.79
Zn (213.857 nm)	≤ 1.50	0.81
Cd (214.439 nm)	≤ 1.50	0.35
Pb (220.353 nm)	≤ 1.50	0.33
Mn (257.610 nm)	≤ 1.50	1.02
Cr (267.716 nm)	≤ 1.50	0.32
Cu (324.754 nm)	≤ 1.50	0.51
Al (396.152 nm)	≤ 1.50	0.37
Ba (493.408 nm)	≤ 1.50	0.68
K (766.491 nm)	≤ 1.50	0.74

Report Summary

Instrument Model	Agilent 5100/5110 VDV ICP-OES
Instrument ID	G8011A/G8015A
Instrument Serial Number	MY18030001
Software Version	7.3.1.9507
Firmware Version	3442
Tested By	Post Test_PM_Kanyakorn S.
Test Completed On	11/4/2024 11:30:15 AM

Result Summary

Subsystem Communications Test	Pass
Air Flow Test	Pass
Water Flow Test	Pass
Gas Flows Test	Pass
RF Generator Test	Pass
Camera Test	Pass
Optics Test	Skipped
Advanced Valve System Test	Skipped
Resolution Test	Skipped
Sensitivity Test	Skipped
Precision Test	Skipped

Subsystem Communications Test	Pass
-------------------------------	------

Air Flow Test	Pass
---------------	------

30% Air Flow (relative speed)	75% Air Flow (relative speed)
15.00	19.00

Water Flow Test	Pass
-----------------	------

RF Water Flow(L/min)	Camera Water Flow (L/min)	Water Inlet Temperature (°C)
1.30	0.81	20.55

Gas Flows Test**Pass**

Nebulizer Target Flow	Actual Flow	Back Pressure	Auxiliary Target Flow	Actual Flow	Back Pressure
0.70	0.70	154.65	2.00	2.00	110.92
Makeup Target Flow	Actual Flow	Back Pressure	Plasma Target Flow	Actual Flow	Back Pressure
2.00	2.00	115.38	18.00	17.97	21.48

RF Generator Test**Pass**

RF Power Supply Test	Passed
RF Power Supply (V)	128.554
RF Oscillator Test	Passed
RF Oscillator Frequency (MHz)	25.834
Work Coil Current (A)	44.660
RF Power Supply Current (A)	1.999

Camera Test**Pass**

	Integration Time (ms)	Standard Deviation	Status
Electronic Offset Test	1000	5.228	Passed
Dark Current Test	6000	1.168	Passed
Array Test	5	0.024	Passed
Linearity Test		0.118	Passed

Report Summary

Instrument Model	Agilent 5100/5110 VDV ICP-OES
Instrument ID	G8011A/G8015A
Instrument Serial Number	MY18030001
Software Version	7.3.1.9507
Firmware Version	3442
Tested By	change mirror
Test Completed On	11/6/2024 10:35:26 AM

Result Summary

Subsystem Communications Test	Skipped
Air Flow Test	Skipped
Water Flow Test	Skipped
Gas Flows Test	Skipped
RF Generator Test	Skipped
Camera Test	Skipped
Optics Test	Skipped
Advanced Valve System Test	Skipped
Resolution Test	Pass
Sensitivity Test	Pass
Precision Test	Pass

Resolution Test**Pass**

Element Wavelength	Specification	Width
N (174.213 nm)	≤ 9.40	6.79
As (188.980 nm)	≤ 8.20	5.80
C (193.027 nm)	≤ 11.50	8.15
Mo (202.032 nm)	≤ 8.20	5.90
Cr (206.158 nm)	≤ 13.40	8.85
Zn (213.857 nm)	≤ 8.70	6.77
Pb (220.353 nm)	≤ 9.50	6.61
Co (228.615 nm)	≤ 17.20	11.79
Ba (230.424 nm)	≤ 9.40	7.25
Mn (257.610 nm)	≤ 13.30	9.47
Mn (260.568 nm)	≤ 20.30	14.50
Cr (267.716 nm)	≤ 11.00	7.91
Cu (324.754 nm)	≤ 25.00	18.72
Cu (327.395 nm)	≤ 14.20	11.09
Sr (338.071 nm)	≤ 33.50	25.39
Ba (455.403 nm)	≤ 44.00	33.09
Sr (460.733 nm)	≤ 36.00	18.54
Ba (493.408 nm)	≤ 36.00	25.74
Ba (614.171 nm)	≤ 42.00	25.23
Ar (675.283 nm)	≤ 74.00	58.92
K (766.491 nm)	≤ 80.00	63.16

Sensitivity Test**Pass****Radial**

Element Wavelength	Specification	Method	Ratio	Standard	Blank
As (188.980 nm)	≥ 46.0	SRBR	110.5	868.9	54.3
Se (196.026 nm)	≥ 41.0	SRBR	88.3	934.7	91.3
Zn (213.857 nm)	≥ 1421.0	SRBR	3535.4	44017.7	153.9
Pb (220.353 nm)	≥ 46.0	SRBR	184.5	2492.3	159.8
Mn (257.610 nm)	≥ 3518.0	SRBR	11099.6	249595.3	503.6
Al (396.152 nm)	≥ 3.4	SBR	8.7	50274.4	5172.0
Ba (493.408 nm)	≥ 34.0	SBR	124.5	1903164.1	15166.0
K (766.491 nm)	≥ 1.8	SBR	6.9	110041.4	13991.2

Axial

Element Wavelength	Specification	Method	Ratio	Standard	Blank
As (188.980 nm)	≥ 208.0	SRBR	253.3	3744.3	196.3
Se (196.026 nm)	≥ 159.0	SRBR	206.7	4199.7	347.2
Zn (206.200 nm)	≥ 234.0	SRBR	923.0	12282.3	172.1
Zn (213.857 nm)	≥ 1743.0	SRBR	6398.3	157551.5	601.7
Cd (214.439 nm)	≥ 4227.0	SRBR	5069.2	99873.7	385.2
Pb (220.353 nm)	≥ 320.0	SRBR	389.0	10641.1	658.6
Mn (257.610 nm)	≥ 10625.0	SRBR	21190.4	985528.7	2153.6
Cr (267.716 nm)	≥ 1048.0	SRBR	3054.1	131797.6	1811.5
Cu (324.754 nm)	≥ 19.0	SBR	36.3	301401.4	8082.9
Al (396.152 nm)	≥ 6.0	SBR	10.8	228359.5	19280.5
Ba (493.408 nm)	≥ 60.0	SBR	106.5	6460421.5	60122.8
K (766.491 nm)	≥ 24.0	SBR	30.2	1639840.6	52562.1

Precision Test

Pass

Radial

Element Wavelength	Specification	Measured Value % RSD
As (188.980 nm)	≤ 2.60	1.56
Se (196.026 nm)	≤ 2.60	1.16
Zn (213.857 nm)	≤ 1.50	0.50
Pb (220.353 nm)	≤ 2.60	0.74
Mn (257.610 nm)	≤ 1.50	0.63
Al (396.152 nm)	≤ 1.50	0.54
Ba (493.408 nm)	≤ 1.50	0.78
K (766.491 nm)	≤ 1.50	0.44

Axial

Element Wavelength	Specification	Measured Value % RSD
As (188.980 nm)	≤ 1.50	0.82
Se (196.026 nm)	≤ 1.50	0.82
Zn (206.200 nm)	≤ 1.50	0.35
Zn (213.857 nm)	≤ 1.50	0.34
Cd (214.439 nm)	≤ 1.50	0.44
Pb (220.353 nm)	≤ 1.50	0.48
Mn (257.610 nm)	≤ 1.50	0.83
Cr (267.716 nm)	≤ 1.50	0.53
Cu (324.754 nm)	≤ 1.50	0.69
Al (396.152 nm)	≤ 1.50	0.56
Ba (493.408 nm)	≤ 1.50	1.29
K (766.491 nm)	≤ 1.50	0.74



National Institute of Metrology (Thailand)

Certificate of Calibration

Certificate No. : AA-2019-24
Issued by : Acoustics Laboratory
Acoustics and Vibration Group



Page 1 of 5 pages

MEASUREMENT ITEM : Sound Calibrator

MANUFACTURER : RION

MODEL/TYPE : NC-75

SERIAL NUMBER : 34480442

CUSTOMER : MET Co., Ltd.
36/659, Moo 6, T.Bangrakphatthana, A.Bangbuathong,
Nonthaburi 11110

MEASUREMENT DATE : 17 July 2024

The reported measurement result relates only to the measurand and applies only at the time of measurement.

*The calibration results only marked with an asterisk * in this certificate are not included in the scope of accreditation.*

The reported uncertainty is based on a standard uncertainty multiplied by a coverage factor $k=2$, providing a level of confidence of approximately 95%. This calibration certificate may not be reproduced other than in full except with the permission of the Director of National Institute of Metrology (Thailand).

Reference
AUVCI32-01/24

Date
24 July 2024

Authorized Signatory

Person in charge

(A

This certificate is consistent with the capabilities that are included in Appendix C of the MRA drawn up by the CIPM. Under the MRA, all participating institutes recognize the validity of each other's calibration and measurement certificates for the quantities, ranges and measurement uncertainties specified in Appendix C (for details see <http://www.bipm.org>).

National Institute of Metrology (Thailand)

Ministry of Higher Education, Science, Research and Innovation

3/4-5 Moo 3, Klong 5, Klong Luang, Pathumthani 12120, Thailand. Tel: (66) 2577 5100, Fax: (66) 2577 3659
75/7 Rama VI Road, Rachathewi, Bangkok 10400, Thailand. Tel: (66) 2354 3700, Fax: (66) 2354 3692



UNCERTAINTY OF MEASUREMENT

The stated uncertainty is the expanded uncertainty obtained by multiplying the standard uncertainty by the coverage factor $k=2$. It has been determined in accordance with EA publication EA-4/02 M:2022 "Evaluation of the Uncertainty of Measurement in Calibration" and JCGM 100:2008 "Evaluation of measurement data --Guide to the Expression of Uncertainty in Measurement (GUM 1995 with minor corrections)". The value of the measured lies within the assigned range of value with a probability of 95 %.

Parameter	Uncertainty at SPL94 dB	Maximum-permitted uncertainty of measurement for a coverage probability of 95%	Unit
1.Sound Pressure level	0.07	0.15	dB
2. Frequency	0.1	0.2	%
3. THD+N	0.1	0.5	%

TRACEABILITY

This certificate provides traceability of measurement to recognized national standards, and to the realization of the International System of Units (SI).



ENVIRONMENTAL CONDITIONS

Ambient condition in the laboratory are as follows :

Temperature	:	(23.0 ± 1.0)	°C
Pressure	:	(101.325 ± 1.500)	kPa
Relative Humidity	:	(50.0 ± 15.0)	%

Reference Condition : 101.325 kPa , 23.0 °C and 50.0 %RH.

Calibration Condition

Preconditionings : 16 hours at ambient conditions.

Measurement Conditions : The average values during measurement are
 (99.947 ± 0.036) kPa, (22.5 ± 0.3) °C and (49.3 ± 2.1) %RH

MEASUREMENT METHOD

The sound pressure level, frequency and total distortion of the sound calibrator was measured using the reference microphone. The insert voltage technique was employed and the measurement procedure was based on IEC 60942-2017.

Reference Microphone

4180 serial no.1395446

TABULATION OF RESULTS

The following tables give the calibration results and associated measurement uncertainties at 95% of confidence level. The calibration results of sound pressure level which quoted in dB with reference to 20 µPa are corrected to the values under the reference environmental conditions.

The calibration results exclude the calibrator pressure correction but include the microphone volume correction, which was obtained from the manufacturer instruction manual of the sound calibrator, at the level of 0 dB.

MEASUREMENT RESULTS

1. Sound pressure level

Specified sound pressure level (dB)	Measured value (dB)	Deviated value ^[1] (dB)	Acceptance Limit ^[2] (dB)
Microphone 4180 Serial No.1395446			
94	94.18	0.18	± 0.25

Note ^[1] : The deviated value is the absolute value of the difference between the measured value and the corresponding specified sound pressure level.

Note ^[2] : The acceptance limit is obtained from IEC 60942: 2017.

2. Frequency*

Specified Frequency (Hz)	Measured value (Hz)	Deviated value ^[3] (%)	Acceptance Limit ^[4] (%)
At the sound pressure level of 94 dB			
1000	1000.0	0.0	± 0.7

Note ^[3] : The deviated value is the absolute value of the difference in percent between the measured value and the corresponding specified frequency.

Note ^[4] : The acceptance limit is obtained from IEC 60942: 2017.



3. Total distortion + Noise*

Microphone 4180 Serial No.1395446

Measured value ^[5] (%)	Maximum total distortion + Noise ^[6] (%)
At the sound pressure level of 94 dB	
0.2	2.5

Note ^[5]: The measured value is the total distortion, measured over the frequency range from 20 Hz to 20 kHz.

Note ^[6]: The maximum total distortion + noise is obtained from IEC 60942: 2017.

End of Certificate of Calibration



A Tresscal company



ID LINE : IEC17025



Certificate of Calibration

Certificate Number : SPR25010058-7

Page : 1 of 3

Customer : MET CO.,LTD.

36/659 Moo. 6 Tambol Bangragpattana, Amphur Bangbuatong,
Nonthaburi 11110

Equipment Name : Sound Level Meter

Manufacturer : ACO

Model : 6236

Serial Number : 222070

ID. Number : SLM-28

Environmental Conditions

Ambient Temperature : $23^{\circ}\text{C} \pm 3^{\circ}\text{C}$

Received Date : 08 Jan 2025

Relative Humidity : $50\% \pm 15\%$

Calibration Date : 11 Jan 2025

Location of Calibration : In-Lab

Recommend Due Date : 11 Jan 2026

Calibration Procedure : SP-CPE-04-01

Date of Issue : 12 Jan 2025

Method of Calibration

This certifies that the above instrument was calibrated in compliance with the calibration system requirement of ISO/IEC 17025:2017 in accordance with reference procedure. Standards used to perform this calibration are certified by to NIST or equivalent, National metrology institute, Natural physical constants, consensus standards. The result reported herein apply only to the calibration of the item described above as received. Our decision rule is to contact the customer if the item pass and fail calibration when the results include the uncertainties and the customer must determine if the results meets their needs.

The calibration certificate shall not be reproduced except in full, without written approval of SP Metrology System (Thailand).

Calibrated by : Mr.Nanthawat Wanasit

Calibration Officer

Approved by :

(Mr.Pootthipong A.)

Authorized Signatory



Calibration Report

Certificate Number : SPR25010058-7

Page : 2 of 3

Reference Standards

Equipment Name	Model	Serial No.	Certificate No.	Due. Date
Sound Level Calibrator	ST-120	211203773	EEL.BP. 140/0167	26 Jan 2025

Traceability

This certification is traceable to the International System of Unit maintained at :

TISTR - Thailand Institute of Scientific and Technological Research



A Tresscal company



ID LINE : IEC17025

Result of Calibration

Certificate Number : SPR25010058-7

Page : 3 of 3

Range : 94 to 114 dB

Function : @1kHz

Select A

Unit : dB

Standard Setting	UUC Reading		Error		Uncertainty (±)
	Fast	Slow	Fast	Slow	
94	94.0	94.0	0.0	0.0	0.15
114	113.9	113.9	-0.1	-0.1	0.15

Select C

Unit : dB

Standard Setting	UUC Reading		Error		Uncertainty (±)
	Fast	Slow	Fast	Slow	
94	94.1	94.1	0.1	0.1	0.15
114	114.0	114.0	0.0	0.0	0.15

Note :

The result of calibration was found accurate as show on date and place of calibration only.
This Certificate is not certified for any commercial transaction.

Measurement Uncertainty

The reported uncertainty of measurement is the expanded uncertainty obtained by multiplying the standard uncertainty with the coverage factor $k = 2.00$, providing a level of confidence approximately 95%.

- End of Certificate -



A Trescal company



ID LINE : IEC17025



Certificate of Calibration

Certificate Number : SPR25010058-10

Page : 1 of 3

Customer : MET CO.,LTD.

36/659 Moo. 6 Tambol Bangragpattana, Amphur Bangbuatong,
Nonthaburi 11110

Equipment Name : Sound Level Meter

Manufacturer : ACO

Model : 6236

Serial Number : 222071

ID. Number : SLM-48

Environmental Conditions

Ambient Temperature : $23\text{ }^{\circ}\text{C} \pm 3\text{ }^{\circ}\text{C}$

Received Date : 08 Jan 2025

Relative Humidity : $50\text{ \%} \pm 15\text{ \%}$

Calibration Date : 11 Jan 2025

Location of Calibration : In-Lab

Recommend Due Date : 11 Jan 2026

Calibration Procedure : SP-CPE-04-01

Date of Issue : 12 Jan 2025

Method of Calibration

This certifies that the above instrument was calibrated in compliance with the calibration system requirement of ISO/IEC 17025:2017 in accordance with reference procedure. Standards used to perform this calibration are certified by to NIST or equivalent, National metrology institute, Natural physical constants, consensus standards. The result reported herein apply only to the calibration of the item described above as received. Our decision rule is to contact the customer if the item pass and fail calibration when the results include the uncertainties and the customer must determine if the results meets their needs.

The calibration certificate shall not be reproduced except in full, without written approval of SP Metrology System (Thailand).

Calibrated by : Mr.Nanthawat Wanasit

Calibration Officer

Approved by :

(Mr.Pootthipong A.)

Authorized Signatory



Calibration Report

Certificate Number : SPR25010058-10

Page : 2 of 3

Reference Standards

Equipment Name	Model	Serial No.	Certificate No.	Due. Date
Sound Level Calibrator	ST-120	211203773	EEL.BP. 140/0167	26 Jan 2025

Traceability

This certification is traceable to the International System of Unit maintained at :

TISTR - Thailand Institute of Scientific and Technological Research



A Tresscal company



ID LINE : IEC17025

Result of Calibration

Certificate Number : SPR25010058-10

Page : 3 of 3

Range : 94 to 114 dB

Function : @1kHz

Select A

Unit : dB

Standard Setting	UUC Reading		Error		Uncertainty (±)
	Fast	Slow	Fast	Slow	
94	94.0	94.0	0.0	0.0	0.15
114	113.9	113.9	-0.1	-0.1	0.15

Select C

Unit : dB

Standard Setting	UUC Reading		Error		Uncertainty (±)
	Fast	Slow	Fast	Slow	
94	94.0	94.0	0.0	0.0	0.15
114	113.8	113.8	-0.2	-0.2	0.15

Note :

The result of calibration was found accurate as show on date and place of calibration only.
This Certificate is not certified for any commercial transaction.

Measurement Uncertainty

The reported uncertainty of measurement is the expanded uncertainty obtained by multiplying the standard uncertainty with the coverage factor $k = 2.00$, providing a level of confidence approximately 95%.

- End of Certificate -



ID LINE : IEC17025



Certificate of Calibration

Certificate Number : SPR24100185-1

Page : 1 of 3

Customer : MET CO.,LTD.

36/659 Moo. 6 Tambol Bangragpattana, Amphur Bangbuatong,
Nonthaburi 11110

Equipment Name : Sound Level Meter

Manufacturer : ACO

Model : 6236

Serial Number : 222065

ID. Number : SLM-7

Environmental Conditions

Ambient Temperature : $23^{\circ}\text{C} \pm 3^{\circ}\text{C}$

Received Date : 10 Oct 2024

Relative Humidity : $50\% \pm 15\%$

Calibration Date : 11 Oct 2024

Location of Calibration : In-Lab

Recommend Due Date : 11 Oct 2025

Calibration Procedure : SP-CPE-04-01

Date of Issue : 12 Oct 2024

Method of Calibration

This certifies that the above instrument was calibrated in compliance with the calibration system requirement of ISO/IEC 17025:2017 in accordance with reference procedure. Standards used to perform this calibration are certified by to NIST or equivalent, National metrology institute, Natural physical constants, consensus standards. The result reported herein apply only to the calibration of the item described above as received. Our decision rule is to contact the customer if the item pass and fail calibration when the results include the uncertainties and the customer must determine if the results meets their needs.

The calibration certificate shall not be reproduced except in full, without written approval of SP Metrology System (Thailand).

Calibrated by :



Calibration Officer

Approved by :



(M

Authorized Signatory



ID LINE : IEC17025



Calibration Report

Certificate Number : SPR24100185-1

Page : 2 of 3

Reference Standards


Equipment Name	Model	Serial No.	Certificate No.	Due. Date
Sound Level Calibrator	ST-120	211203773	EEL.BP. 140/0167	26 Jan 2025

Traceability

This certification is traceable to the International System of Unit maintained at :
TISTR - Thailand Institute of Scientific and Technological Research



ID LINE : IEC17025



Result of Calibration

Certificate Number : SPR24100185-1

Page : 3 of 3

Range : 94 to 114 dB

Function : @1kHz

Select A

Unit : dB

Standard Setting	UUC Reading		Error		Uncertainty (±)
	Fast	Slow	Fast	Slow	
94	94.0	94.0	0.0	0.0	0.15
114	113.9	113.9	-0.1	-0.1	0.15

Select C

Unit : dB

Standard Setting	UUC Reading		Error		Uncertainty (±)
	Fast	Slow	Fast	Slow	
94	93.9	93.9	-0.1	-0.1	0.15
114	113.8	113.8	-0.2	-0.2	0.15

Select Z

Unit : dB

Standard Setting	UUC Reading		Error		Uncertainty (±)
	Fast	Slow	Fast	Slow	
94	93.9	93.9	-0.1	-0.1	0.15
114	113.8	113.8	-0.2	-0.2	0.15

Note :

The result of calibration was found accurate as show on date and place of calibration only.
This Certificate is not certified for any commercial transaction.

Measurement Uncertainty

The reported uncertainty of measurement is the expanded uncertainty obtained by multiplying the standard uncertainty with the coverage factor $k = 2.00$, providing a level of confidence approximately 95%.

- End of Certificate -



ID LINE : IEC17025



Certificate of Calibration

Certificate Number : SPR24100185-2

Page : 1 of 3

Customer : MET CO.,LTD.

36/659 Moo. 6 Tambol Bangragpattana, Amphur Bangbuatong,
Nonthaburi 11110

Equipment Name : Sound Level Meter

Manufacturer : ACO

Model : 6236

Serial Number : 222066

ID. Number : SLM-8

Environmental Conditions

Ambient Temperature : $23^{\circ}\text{C} \pm 3^{\circ}\text{C}$

Received Date : 10 Oct 2024

Relative Humidity : $50\% \pm 15\%$

Calibration Date : 11 Oct 2024

Location of Calibration : In-Lab

Recommend Due Date : 11 Oct 2025

Calibration Procedure : SP-CPE-04-01

Date of Issue : 12 Oct 2024

Method of Calibration

This certifies that the above instrument was calibrated in compliance with the calibration system requirement of ISO/IEC 17025:2017 in accordance with reference procedure. Standards used to perform this calibration are certified by to NIST or equivalent, National metrology institute, Natural physical constants, consensus standards. The result reported herein apply only to the calibration of the item described above as received. Our decision rule is to contact the customer if the item pass and fail calibration when the results include the uncertainties and the customer must determine if the results meets their needs.

The calibration certificate shall not be reproduced except in full, without written approval of SP Metrology System (Thailand).

Calibrated by



Calibration Officer

Approved by :



Authorized Signatory



ID LINE : IEC17025



Calibration Report

Certificate Number : SPR24100185-2

Page : 2 of 3

Reference Standards

Equipment Name	Model	Serial No.	Certificate No.	Due. Date
Sound Level Calibrator	ST-120	211203773	EEL.BP. 140/0167	26 Jan 2025

Traceability

This certification is traceable to the International System of Unit maintained at :
TISTR - Thailand Institute of Scientific and Technological Research



ID LINE : IEC17025



Result of Calibration

Certificate Number : SPR24100185-2

Page : 3 of 3

Range : 94 to 114 dB

Function : @1kHz

Select A

Unit : dB

Standard Setting	UUC Reading		Error		Uncertainty (±)
	Fast	Slow	Fast	Slow	
94	94.0	94.0	0.0	0.0	0.15
114	113.9	113.9	-0.1	-0.1	0.15

Select C

Unit : dB

Standard Setting	UUC Reading		Error		Uncertainty (±)
	Fast	Slow	Fast	Slow	
94	93.9	93.9	-0.1	-0.1	0.15
114	113.9	113.9	-0.1	-0.1	0.15

Select Z

Unit : dB

Standard Setting	UUC Reading		Error		Uncertainty (±)
	Fast	Slow	Fast	Slow	
94	93.9	93.9	-0.1	-0.1	0.15
114	113.8	113.8	-0.2	-0.2	0.15

Note :

The result of calibration was found accurate as show on date and place of calibration only.
This Certificate is not certified for any commercial transaction.

Measurement Uncertainty

The reported uncertainty of measurement is the expanded uncertainty obtained by multiplying the standard uncertainty with the coverage factor $k = 2.00$, providing a level of confidence approximately 95%.

- End of Certificate -



ID LINE : IEC17025



Certificate of Calibration

Certificate Number : SPR24100185-3

Page : 1 of 3

Customer : MET CO.,LTD.

36/659 Moo. 6 Tambol Bangragpattana, Amphur Bangbuatong,
Nonthaburi 11110

Equipment Name : Sound Level Meter

Manufacturer : ACO

Model : 6236

Serial Number : 222073

ID. Number : SLM-15

Environmental Conditions

Ambient Temperature : $23^{\circ}\text{C} \pm 3^{\circ}\text{C}$

Relative Humidity : $50\% \pm 15\%$

Location of Calibration : In-Lab

Calibration Procedure : SP-CPE-04-01

Received Date : 10 Oct 2024

Calibration Date : 11 Oct 2024

Recommend Due Date : 11 Oct 2025

Date of Issue : 12 Oct 2024

Method of Calibration

This certifies that the above instrument was calibrated in compliance with the calibration system requirement of ISO/IEC 17025:2017 in accordance with reference procedure. Standards used to perform this calibration are certified by to NIST or equivalent, National metrology institute, Natural physical constants, consensus standards. The result reported herein apply only to the calibration of the item described above as received. Our decision rule is to contact the customer if the item pass and fail calibration when the results include the uncertainties and the customer must determine if the results meets their needs.

The calibration certificate shall not be reproduced except in full, without written approval of SP Metrology System (Thailand).

Calibrated by : Mr.Nanthawat Wanasit

Calibration Officer

Approved by :

Authorized Signatory



ID LINE : IEC17025



Calibration Report

Certificate Number : SPR24100185-3

Page : 2 of 3

Reference Standards

Equipment Name	Model	Serial No.	Certificate No.	Due. Date
Sound Level Calibrator	ST-120	211203773	EEL.BP. 140/0167	26 Jan 2025

Traceability

This certification is traceable to the International System of Unit maintained at :
TISTR - Thailand Institute of Scientific and Technological Research



ID LINE : IEC17025



Result of Calibration

Certificate Number : SPR24100185-3

Page : 3 of 3

Range : 94 to 114 dB

Function : @1kHz

Select A

Unit : dB

Standard Setting	UUC Reading		Error		Uncertainty (±)
	Fast	Slow	Fast	Slow	
94	93.8	93.8	-0.2	-0.2	0.15
114	113.7	113.7	-0.3	-0.3	0.15

Select C

Unit : dB

Standard Setting	UUC Reading		Error		Uncertainty (±)
	Fast	Slow	Fast	Slow	
94	93.8	93.8	-0.2	-0.2	0.15
114	113.7	113.7	-0.3	-0.3	0.15

Select Z

Unit : dB

Standard Setting	UUC Reading		Error		Uncertainty (±)
	Fast	Slow	Fast	Slow	
94	93.9	93.9	-0.1	-0.1	0.15
114	113.8	113.8	-0.2	-0.2	0.15

Note :

The result of calibration was found accurate as show on date and place of calibration only.
This Certificate is not certified for any commercial transaction.


Measurement Uncertainty

The reported uncertainty of measurement is the expanded uncertainty obtained by multiplying the standard uncertainty with the coverage factor $k = 2.00$, providing a level of confidence approximately 95%.

- End of Certificate -



ID LINE : IEC17025



Calibration Report

Certificate Number : SPR24100185-4

Page : 2 of 3

Reference Standards

Equipment Name	Model	Serial No.	Certificate No.	Due. Date
Sound Level Calibrator	ST-120	211203773	EEL.BP. 140/0167	26 Jan 2025

Traceability

This certification is traceable to the International System of Unit maintained at :
TISTR - Thailand Institute of Scientific and Technological Research



ID LINE : IEC17025



Result of Calibration

Certificate Number : SPR24100185-4

Page : 3 of 3

Range : 94 to 114 dB

Function : @1kHz

Select A

Unit : dB

Standard Setting	UUC Reading		Error		Uncertainty (±)
	Fast	Slow	Fast	Slow	
94	94.0	94.0	0.0	0.0	0.15
114	114.0	114.0	0.0	0.0	0.15

Select C

Unit : dB

Standard Setting	UUC Reading		Error		Uncertainty (±)
	Fast	Slow	Fast	Slow	
94	94.0	94.0	0.0	0.0	0.15
114	113.9	113.9	-0.1	-0.1	0.15

Select Z

Unit : dB

Standard Setting	UUC Reading		Error		Uncertainty (±)
	Fast	Slow	Fast	Slow	
94	93.9	93.9	-0.1	-0.1	0.15
114	113.9	113.9	-0.1	-0.1	0.15

Note :

The result of calibration was found accurate as show on date and place of calibration only.
This Certificate is not certified for any commercial transaction.

Measurement Uncertainty

The reported uncertainty of measurement is the expanded uncertainty obtained by multiplying the standard uncertainty with the coverage factor $k = 2.00$, providing a level of confidence approximately 95%.

- End of Certificate -

CERTIFICATE OF CALIBRATION

NO. 20241017112

Name of Product:	Sound Level Meter
Model:	ST-21D
Serial Number:	820791
Specification:	Class 2
Conclusion:	Pass
Date of calibration:	2024-10-17
Due Date:	2025-10-16



Calibration

- This report certifies that all calibration equipment used in the test is traceable with the internal ISO9001 procedures and meets all specification given in the Manual(s) or respectively surpass then, and applies only to the unit identified above.
- This certificate is produced with advanced equipment & procedures which permit comprehensive quality assurance verification of all data supplied herein.
- This certificate of calibration shall not be reproduced except in full, without written permission of the Scarlet Tech Co Ltd Taiwan.

1. Preliminary inspection: OK

2. Type & serial No. of Microphone: AWA14421A-000378

3. Adjustments to indicated sound levels:

Type of Calibrator B&K 4231

Sound Pressure Level 94.0 dB

4. Measuring up limit: 138 dBA

5. Frequency weightings (Acoustic signal tests for Z weighting, other electric signal tests.)

Equivalent Free-field Sound Level (reference environment conditions) 93.8 dB

Nominal frequency /Hz	Frequency weighting / dB			Nominal frequency /Hz	Frequency weighting / dB		
	A	C	Z		A	C	Z
20	-50.4	-6.1	-0.2	1000	0.1	0.0	0.0
31.5	-39.4	-2.9	0.0	2000	1.3	-0.1	0.0
63	-26.2	-0.8	0.0	4000	1.3	-0.6	0.0
125	-16.1	-0.1	0.0	8000	-1.1	-3.1	0.1
250	-8.6	0.0	0.1	12500	-11.0	-13.0	0.0
500	-3.2	0.0	0.0	/	/	/	/

6. Self-generated noise

Microphone replaced by electrical input signal device

25.1 dB(A)	26.3 dB(C)	34.9 dB(Z)
------------	------------	------------

7. F&S Weighting

Rate of the F weighting decrease (dB/s)	34.6
Rate of the S weighting decrease (dB/s)	4.3
Deviation of F&S	-0.1

8. Level Linearity (A-weighting at frequency 1 kHz)

Reference sound level 90.0 dB

Max error at 10dB steps upper reference sound level 0.1 dB

Max error at 1dB steps within 5dB of the upper limit linear operating range 0.0 dB

Max error at 10dB steps below reference sound level 0.1 dB

Max error at 1dB steps within 5dB upper the lower limit linear operating range 0.1 dB

9. Tone burst response (A Weighting) :

Single Toneburst duration /ms	Toneburst response /dB			
	LAFmax-LA	LASmax-LA	LAE-LA	LAeqT-LA
500	0.0	-4.0	-2.9	-7.0
200	-1.0	-7.4	-6.9	-7.0
2	-18.2	-26.9	-26.9	-7.0
0.25	-27.1	/	-36.1	-7.0

10. Peak C sound level (500Hz) :

Cycle	One cycle	nominal value	Positive half	nominal value	Negative half	nominal value
LCpeak-LC(dB)	3.5	3.5	2.3	2.4	2.3	2.4

11. Overload indication: Pass

12. Statistical analysis function

Sweep signal maximum indicated sound level: 123.0 dB

Sweep amplitude: 40 dB

Scan cycle time: 60 S; Measurement period: 180 S.

Items	Measured value/dB	Theoretical calculated value/dB	Error/dB
LAeq, T	113.3	113.4	-0.1
L5	121.0	121.0	0.0
L10	119.0	119.0	0.0
L50	103.0	103.0	0.0
L90	87.1	87.0	0.1
L95	85.1	85.0	0.1

Uncertainty of measurement results: 0.4 dB (k=2)

Environment conditions

:

Air temperature: 20 °C

Relative humidity: 50 %

Static pressure: 101.8 kPa

Test specifications:

1. All Scarlet's Sound level Meter has been calibrated in accordance with the requirements as specified in ISO 17025 and the lab calibration procedure SMTP004-CA-152.
2. The electrical tests were performed using an electrical signal substituted for the microphone which was removed and replaced by an equivalent capacitance within a tolerance of ±20%.
3. The acoustic calibration was performed using an B&K 4226 sound calibrator and corrections was applied for the difference between the free-field and pressure responses of the Sound Level Meter.

References:

IEC 61672-3 Sound Level Meters Part 3: Periodic tests

CERTIFICATE OF CALIBRATION

NO. 20241017113

Name of Product:	Sound Level Meter
Model:	ST-21D
Serial Number:	820792
Specification:	Class 2
Conclusion:	Pass
Date of calibration:	2024-10-17
Due Date:	2025-10-16



Calibrated by:

- I. This report certifies that all calibration equipment used in the test is traceable with the internal ISO9001 procedures and meets all specification given in the Manual(s) or respectively surpass then, and applies only to the unit identified above.
- II. This certificate is produced with advanced equipment & procedures which permit comprehensive quality assurance verification of all data supplied herein.
- III. This certificate of calibration shall not be reproduced except in full, without written permission of the Scarlet Tech Co Ltd Taiwan.

1. Preliminary inspection: OK

2. Type & serial No. of Microphone: AWA14421A-000433

3. Adjustments to indicated sound levels:

Type of Calibrator B&K 4231

Sound Pressure Level 94.0 dB

4. Measuring up limit: 138 dBA

5. Frequency weightings (Acoustic signal tests for Z weighting, other electric signal tests.)

Equivalent Free-field Sound Level (reference environment conditions) 93.8 dB

Nominal frequency /Hz	Frequency weighting / dB			Nominal frequency /Hz	Frequency weighting / dB		
	A	C	Z		A	C	Z
20	-50.6	-6.3	-0.3	1000	0.1	0.0	0.0
31.5	-39.5	-3.0	-0.1	2000	1.3	-0.1	0.0
63	-26.2	-0.9	0.0	4000	1.3	-0.6	0.0
125	-16.2	-0.2	0.0	8000	-1.2	-3.2	0.1
250	-8.6	0.0	0.1	12500	-11.0	-13.0	0.0
500	-3.2	0.0	0.0	/	/	/	/

6. Self-generated noise

Microphone replaced by electrical input signal device

25.2 dB(A)	26.0 dB(C)	34.3 dB(Z)
------------	------------	------------

7. F&S Weighting

Rate of the F weighting decrease (dB/s)	35.2
Rate of the S weighting decrease (dB/s)	4.4
Deviation of F&S	-0.1

8. Level Linearity (A-weighting at frequency 1 kHz)

Reference sound level 90.0 dB

Max error at 10dB steps upper reference sound level 0.1 dB

Max error at 1dB steps within 5dB of the upper limit linear operating range 0.0 dB

Max error at 10dB steps below reference sound level 0.1 dB

Max error at 1dB steps within 5dB upper the lower limit linear operating range 0.1 dB

9. Tone burst response (A Weighting) :

Single Toneburst duration /ms	Toneburst response /dB			
	LAFmax-LA	LASmax-LA	LAE-LA	LAeqT-LA
500	0.0	-4.0	-2.9	-7.0
200	-1.0	-7.4	-6.9	-7.0
2	-18.2	-26.9	-26.9	-7.0
0.25	-27.1	/	-36.1	-7.0

10. Peak C sound level (500Hz) :

Cycle	One cycle	nominal value	Positive half	nominal value	Negative half	nominal value
LCpeak-LC(dB)	3.5	3.5	2.3	2.4	2.3	2.4

11. Overload indication: Pass

12. Statistical analysis function

Sweep signal maximum indicated sound level: 123.0 dB

Sweep amplitude: 40 dB

Scan cycle time: 60 S; Measurement period: 180 S.

Items	Measured value/dB	Theoretical calculated value/dB	Error/dB
LAeq, T	113.3	113.4	-0.1
L5	121.0	121.0	0.0
L10	119.0	119.0	0.0
L50	103.0	103.0	0.0
L90	87.1	87.0	0.1
L95	85.1	85.0	0.1

Uncertainty of measurement results: 0.4 dB (k=2)

Environment conditions

:

Air temperature: 20 °C

Relative humidity: 50 %

Static pressure: 101.8 kPa

Test specifications:

1. All Scarlet's Sound level Meter has been calibrated in accordance with the requirements as specified in ISO 17025 and the lab calibration procedure SMTP004-CA-152.
2. The electrical tests were performed using an electrical signal substituted for the microphone which was removed and replaced by an equivalent capacitance within a tolerance of ±20%.
3. The acoustic calibration was performed using an B&K 4226 sound calibrator and corrections was applied for the difference between the free-field and pressure responses of the Sound Level Meter.

References:

IEC 61672-3 Sound Level Meters Part 3: Periodic tests

CERTIFICATE OF CALIBRATION

NO. 20241017114

Name of Product:	Sound Level Meter
Model:	ST-21D
Serial Number:	820793
Specification:	Class 2
Conclusion:	Pass
Date of calibration:	2024-10-17
Due Date:	2025-10-16

Calibrated by: _____



- I. This report certifies that all calibration equipment used in the test is traceable with the internal ISO9001 procedures and meets all specification given in the Manual(s) or respectively surpass then, and applies only to the unit identified above.
- II. This certificate is produced with advanced equipment & procedures which permit comprehensive quality assurance verification of all data supplied herein.
- III. This certificate of calibration shall not be reproduced except in full, without written permission of the Scarlet Tech Co Ltd Taiwan.

1. Preliminary inspection: OK

2. Type & serial No. of Microphone: AWA14421A-000482

3. Adjustments to indicated sound levels:

Type of Calibrator B&K 4231

Sound Pressure Level 94.0 dB

4. Measuring up limit: 138 dBA

5. Frequency weightings (Acoustic signal tests for Z weighting, other electric signal tests.)

Equivalent Free-field Sound Level (reference environment conditions) 93.8 dB

Nominal frequency /Hz	Frequency weighting / dB			Nominal frequency /Hz	Frequency weighting / dB		
	A	C	Z		A	C	Z
20	-50.4	-6.4	-0.2	1000	0.1	0.0	0.0
31.5	-39.6	-3.1	-0.2	2000	1.3	-0.1	0.0
63	-26.2	-0.8	0.0	4000	1.3	-0.6	0.0
125	-16.2	-0.3	0.0	8000	-1.2	-3.2	0.1
250	-8.6	0.0	0.0	12500	-11.0	-13.0	0.0
500	-3.2	0.0	0.0	/	/	/	/

6. Self-generated noise

Microphone replaced by electrical input signal device

24.8 dB(A)	25.6 dB(C)	34.4 dB(Z)
------------	------------	------------

7. F&S Weighting

Rate of the F weighting decrease (dB/s)	35.2
Rate of the S weighting decrease (dB/s)	4.4
Deviation of F&S	-0.1

8. Level Linearity (A-weighting at frequency 1 kHz)

Reference sound level 90.0 dB

Max error at 10dB steps upper reference sound level 0.1 dB

Max error at 1dB steps within 5dB of the upper limit linear operating range 0.0 dB

Max error at 10dB steps below reference sound level 0.1 dB

Max error at 1dB steps within 5dB upper the lower limit linear operating range 0.1 dB

9. Tone burst response (A Weighting) :

Single Toneburst duration /ms	Toneburst response /dB			
	LAFmax-LA	LASmax-LA	LAE-LA	LAeqT-LA
500	0.0	-4.0	-2.9	-7.0
200	-1.0	-7.4	-6.9	-7.0
2	-18.2	-26.9	-26.9	-7.0
0.25	-27.1	/	-36.1	-7.0

10. Peak C sound level (500Hz) :

Cycle	One cycle	nominal value	Positive half	nominal value	Negative half	nominal value
LCpeak-LC(dB)	3.5	3.5	2.3	2.4	2.3	2.4

11. Overload indication: Pass

12. Statistical analysis function

Sweep signal maximum indicated sound level: 123.0 dB

Sweep amplitude: 40 dB

Scan cycle time: 60 S; Measurement period: 180 S.

Items	Measured value/dB	Theoretical calculated value/dB	Error/dB
LAeq, T	113.3	113.4	-0.1
L5	121.0	121.0	0.0
L10	119.0	119.0	0.0
L50	103.0	103.0	0.0
L90	87.1	87.0	0.1
L95	85.1	85.0	0.1

Uncertainty of measurement results: 0.4 dB (k=2)

Environment conditions

:

Air temperature: 20 °C

Relative humidity: 50 %

Static pressure: 101.8 kPa

Test specifications:

1. All Scarlet's Sound level Meter has been calibrated in accordance with the requirements as specified in ISO 17025 and the lab calibration procedure SMTP004-CA-152.
2. The electrical tests were performed using an electrical signal substituted for the microphone which was removed and replaced by an equivalent capacitance within a tolerance of ±20%.
3. The acoustic calibration was performed using an B&K 4226 sound calibrator and corrections was applied for the difference between the free-field and pressure responses of the Sound Level Meter.

References:

IEC 61672-3 Sound Level Meters Part 3: Periodic tests